

Medical Laboratory
Accreditation
Certificate

Accreditation No.RML00060

Good Life Design Co., Ltd.
Good Life Design headquarters laboratory

1-66, Heiwa-cho, Toyota-shi, Aichi, 471-0821 Japan


meets the following criteria. On the basis of this, Japan Accreditation Board (JAB) grants accreditation to the said medical laboratory.

Applicable accreditation criteria	: ISO 15189 : 2012
Scope of accreditation	: As described in the appendix.
Premises covered by accreditation	: As described in the appendix.
Expiry date of accreditation	: December 31, 2025

Revised	February 5, 2022
Renewed	January 1, 2022
Initial accreditation	December 1, 2005

Y. Iizuka, President

Japan Accreditation Board



Accreditation Certificate Appendix

(Page 1/6)

Accreditation No. RML00060

Good Life Design Co., Ltd. **Good Life Design headquarters laboratory**

Good Life Design Co., Ltd.
Good Life Design headquarters laboratory
1-66, Heiwa-cho, Toyota-shi, Aichi, 471-0821 Japan
Excluding primary sample collection from the scope of accreditation

Scope of accreditation :

Item	Type of Samples	Test Method
Basic Series		
1 General (urine, feces, etc.)		
a Qualitative (urine / feces)		
Urinary Qualitative / semi-Quantitative Examination (general substances) (Gravity, pH, Protein, Glucose, Urobilinogen, Urobilin, Bilirubin, Ketones, Occult blood reaction (Urinary), Bacteria (Test paper), Sodium chloride, Leukocyte (Test paper), Albumin)	Urine	uropapera.III uropaper.III
Protein quantitation	Urine	AR-Wako-micro TP-AR
Glucose quantitation	Urine	Pure-auto [®] S GLU-R enzyme liquid
Sedimentary test, urine	Urine	labostainSG
2 Hematology		
a Blood count / blood cell morphology test		
Peripheral blood general test*(complete blood counts)* : RBC, WBC, Hgb, PLT, Hct	Blood	DxH DILUENT DxH Cell Lyse
Reticulocytes	Blood	DxH DILUENT DxH RETIC PACK
Eosinophils	Blood	DxH DILUENT DxH Diff Pack DxH Cell Lyse
Hemogram (The microscope method)	Blood	May·Grunwald Staining Solution Gimsa Staining Solution methanol Phosphate Buffer Solution
Hemogram (The automatic analyser method)	Blood	DxH DILUENT DxH Diff Pack DxH Cell Lyse
b Thrombus / hemostasis related test		
Prothrombin time(PT)	Plasma	Coagpia PT-Liquid
Activated partial thromboplastin time(APTT)	Plasma	Toronbo Check APTT-SLA Toronbo Check APTT-SLA 0.02M enkarashiumueki
Fibrinogen (Quantitative)	Plasma	Coagpia [®] Fbg TC Buffer
Fibrinogen degradation products(FDP)	Plasma	nanopia [®] P-FDP



Accreditation Certificate Appendix


(Page 2/6)

Accreditation No. RML00060

Good Life Design Co., Ltd.
Good Life Design headquarters laboratory

Scope of accreditation :

Item	Type of Samples		Test Method
3 Biochemistry I			
a Biochemistry			
Total bilirubin	Serum	Plasma	Total bilirubin E-HR Wako
Bilirubin, indirect and direct	Serum	Plasma	Direct bilirubin E-HR Wako
Total protein	Serum	Plasma	akuaouto kainosu TP- II
Albumin	Serum	Plasma	akuaouto kainosu ALB
Urea nitrogen (BUN)	Serum	Urine	Detamina L UN ICDH
Creatinine	Serum	Urine	Detamina L CRE
Uric acid	Serum	Plasma	Detamina L UA
Na and Cl	Serum	Urine	Na, Cl Ion Selective Electrode
K	Serum	Urine	K Ion Selective Electrode
Ca	Serum	Urine	akuaouto kainosu Ca reagent
Inorganic phosphate and phosphoric acid	Serum	Urine	Detamina L IP II
Mg	Serum		N-Assay Mg-S Nitobo
Total cholesterol	Serum	Plasma	Detamina L TC II
Triglyceride	Serum	Plasma	Detamina L TG II
HDL-cholesterol	Serum	Plasma	Metaborido HDL-C
LDL-cholesterol	Serum	Plasma	Metaborido LDL-C
Glycated albumin	Plasma	Serum	LUCICA®GA-L
Glucose	Plasma	Serum	Pure-auto®S GLU-R enzyme liquid
Hemoglobin A1c (HbA1c)	Blood		Yourieki80A-C, Yourieki80B Youketsusenjoueki80H-C NORUDIA®N HbA1c you HbA1c maesyorieki NORUDIA®N HbA1c you HbA1c shiyaku
Fe	Serum	Plasma	QuickAuto Neo Fe
Unsaturated iron binding capacity (UIBC)	Serum	Plasma	QuickAuto Neo UIBC
Ammonia	Blood		fujii-doraikemusuraidoNH3-W II
Alkaline phosphatase	Serum	Plasma	Cygnus Auto ALP IF
Cholinesterase	Serum	Plasma	QuickAuto Neo Ch-E
γ-glutamyltranspeptidase (γ-GT)	Serum	Plasma	QuickAuto Neo γ-GT JS
Lactate dehydrogenase (LD)	Serum	Plasma	Cygnus Auto LD IF
Amylase	Serum	Urine	L Type Wako Amylase Accuras Auto AMY-IF
Creatine kinase (CK)	Serum	Plasma	Cygnus Auto CK
Aspartate aminotransferase (AST)	Serum	Plasma	QuickAuto Neo AST JS
Alanine aminotransferase (ALT)	Serum	Plasma	QuickAuto Neo ALT JS
Blood gas analysis	Blood		RP500 Lac Measurement Cartridge
5 Immunology			
a Immunochemistry I			
C-reactive protein (CRP)	Serum	Plasma	N-Assay LA CRP-T Nitobo
Immunoglobulin (IgG, IgA, IgM)	Serum	Plasma	N-Assay TIA IgG-SH Nitobo, N-Assay TIA IgA-SH Nitobo, N-Assay TIA IgM-SH Nitobo
C3	Serum	Plasma	N-Assay TIA C3-SH Nitobo
C4	Serum	Plasma	N-Assay TIA C4-SH Nitobo
Immunoglobulin (RF)	Serum		IatroRF II



Accreditation Certificate Appendix

(Page 3/6)


Accreditation No. RML00060



Good Life Design Co., Ltd. **Good Life Design headquarters laboratory**

Scope of accreditation :

Item	Type of Samples		Test Method
b Immunohematology			
Blood group (ABO type)	Blood		Monoclonal kou A Wako, Monoclonal kou B Wako, Afamajyen®
Blood group (Rho (D) factor)	Blood		Ortho® Bioclone kou D (Polyclonal breed)
c Infectious disease I			
HBs antigen	Serum	Plasma	HBsAg QT · Abbott
HBs antibody	Serum	Plasma	Anti-HBs · Abbott
HCV antibody (Quantitative, Qualitative)	Serum	Plasma	HCV · Abbott
HIV-1,2 antigen and antibody simultaneous measurement	Serum	Plasma	HIV Ag/Ab combo assay · Abbott
HTLV-I antibody (Qualitative)	Serum	Plasma	SERODIA™ HTLV- I
Serologic test for syphilis (STS) (Qualitative)	Serum		Mediace RPR
Serologic test for syphilis (Qualitative)	Serum		Accuras Auto TP koutai (baidoku)-A
Anti streptolysin O (ASO)	Serum		Erupiasu ASO II
6 Microbiology			
a Microscopic examination for stained film (general bacteria)			
Other	Sputum	Urine	Favor G Nissui(F)
b Bacterial culture and identification / Antimicrobial sensitivity test (general bacteria)			
Bacterial culture and identification	Sputum		MicroScan WalkAway
Simple method culture	Others		MS-CFX
Anaerobic culture	Punctured fluid	Others	Buluseia HK
Antimicrobial sensitivity test (general bacteria)	Sputum	Urine	MicroScan WalkAway
Mycobacterial culture and Isolation (other)	Sputum	Punctured fluid	2%ogawa(SP), 2%bitto(SP)
Non-Basic Series			
11 General (urine, feces, etc.)			
a General urinalysis			
Albumin (Quantitative) (Urinary)	Urine		Auto-wako micro albumin
Osmolarity	Urine		cryoscopic method
N-acetyl glucosaminidase (NAG) (Urinary)	Urine		N-Assay L NAG Nittobo
b Scatolscopy			
Parasitic worm eggs (feces)	Feces		Saturated saline suspension (self-prepared)
Direct smear method (helminth ova and including observation of fat and intestinal absorption test)	Feces		tyokusetutomatsu, sellotape
Hemoglobin and transferrin (Quantitative, Qualitative) (feces)	Feces		hemogurobinlatexnyueki kishakueki
c Basic analysis for punctatum, sperm, sputum and others			
Test of cerebrospinal fluid (protein quantification, glucose quantification, cell numbers, specific gravity, globulin reaction, cell classify)	Punctured fluid		AR-Wako-micro TP-AR Pure-auto@S GLU-R enzyme liquid samusoneki
Test of semen	Secretions		TEST PAPER ADVANTEC TB
12 Hematology			
a General hematology, hemogram			
Erythrocyte sedimentation rate	Blood		dhisupozaburusekichinkanOSpipetto
Erythroresistant test (Giffin-Sanford test)	Blood		0.5%NaCl youeki (jikyayosei)
Serum osmolality	Blood		cryoscopic method



Accreditation Certificate Appendix


(Page 4/6)

Accreditation No. RML00060

Good Life Design Co., Ltd. **Good Life Design headquarters laboratory**

Scope of accreditation :

Item	Type of Samples	Test Method
b Thrombus / hemostasis related test I		
Coagulation factor inhibitor Qualitative (cross mixing test)	Plasma	Toronto Check APTT-SLA Toronto Check APTT-SLA 0.02M enkakarushiumieki
D dimer	Plasma	nanopia®D-dimer
13 Biochemistry I		
a Biochemistry I		
Calcium, ionized	Blood	RP500 Lac Measurement Cartridge
Zn	Serum	Accuras Auto Zn
Monocarboxylate	Blood	RP500 Lac Measurement Cartridge
Ferritin Quantitative	Serum Plasma	Ferritin ·Abbott
Procalcitonin (PCT) (Quantitative)	Serum Plasma	BRAHMS PCT ·Abbott
b Biochemistry II		
Lipase	Serum	Cygnus Auto LIP
KL-6	Serum Plasma	nanopia® KL-6
c Isozyme		
Amylase Isozyme	Serum Plasma	Accuras Auto P-AMY-IF
d Immunochemistry		
Cardiac troponin I	Serum Plasma	high sensitive troponin I ·Abbott
e Vitamin		
Vitamin B12	Serum Plasma	Elecsys Vitamin B12 II
Folic acid	Serum Plasma	Elecsys FolateIV
14 Biochemistry II		
a Endocrinology I		
Human chorionic gonadotropin (HCG) (Qualitative)	Urine	HCG testpack plusOBC
Human chorionic gonadotropin (HCG) (Quantitative)	Serum Plasma	βHCG · Abbott
Thyroid-stimulating hormone (TSH)	Serum Plasma	Elecsys TSH v2
Free triiodothyronine (FT3)	Serum Plasma	Elecsys FT3 III
Free thyroxine (FT4)	Serum Plasma	Elecsys FT4 III
Follicle-stimulating hormone (FSH)	Serum Plasma	FSH · Abbott
Luteinizing hormone (LH)	Serum Plasma	LH · Abbott
Prolactin (PRL)	Serum Plasma	Prolactin · Abbott
Progesterone	Serum Plasma	Progesterone · Abbott
Brain natriuretic peptide (BNP)	Plasma	BNP-JP · Abbott
Estradiol (E2)	Serum Plasma	Estradiol · Abbott
Estriol (E3)	Urine	neoesuto
Testosterone	Serum Plasma	Testosterone · Abbott
N-terminal pro brain natriuretic peptide (NT-proBNP)	Serum	Elecsys NT-proBNP II
b Tumor marker		
α-fetoprotein (AFP)	Serum Plasma	AFP · Abbott
Carcinoembryonic antigen (CEA)	Serum Plasma	CEA · Abbott
CA19-9	Serum Plasma	CA19-9XR · Abbott
CA125	Serum Plasma	CA125 II · Abbott
Prostate-specific antigen (PSA)	Serum Plasma	PSA · Abbott
Squamous cell cancer related antigen (SCC)	Serum Plasma	SCC · Abbott
CA15-3	Serum Plasma	CA15-3 · Abbott



Accreditation Certificate Appendix

(Page 5/6)


Accreditation No. RML00060



Good Life Design Co., Ltd. **Good Life Design headquarters laboratory**

Scope of accreditation :

Item	Type of Samples		Test Method
PIVKA-II (Quantitative)	Serum	Plasma	PIVKA-II • Abbott
Inteleukin 2 receptor, soluble (sIL-2R)	Serum	Plasma	nanopia IL-2R
15 Immunology			
b Immunology for infectious disease II			
Antistreptokinase(ASK) (Semi-quantitative)	Serum		SERODIA™-ASK
Mycoplasma pneumoniae antibody (Semi-quantitative)	Serum		SERODIA™-MYCO II
c Immunology for infectious disease III			
Escherichia coli serotyping	Others		byougenseidaityoukinmenekikessei 「seiken」
RS virus antigen (Qualitative)	Secretions		ImunoAce RSV Neo
Clostridium difficile toxin A (Qualitative)	Feces		C.diff quik chek complete
Adenovirus antigen (Qualitative) (Feces)	Feces		Quick chaser Rota/Adeno
Rotavirus antigen (Qualitative) (Feces)	Feces		Quick chaser Rota/Adeno
Helicobacter pylori antibody (Qualitative / Semi-quantitative)	Serum	Plasma	Lztest 'EIKEN' H.pylori antibody
(1→3)-β-D-Glucan	Plasma		β-Glucan testWAKO
Serologic test for syphilis (STS) (Quantitative)	Serum		Mediace RPR
Group A-β Streptococcal-rapid Detection (Qualitative)	Secretions		Quick Navi StrepA 2
Influenza virus antigen (Qualitative)	Secretions		ImunoAce Flu
SARS-CoV-2 antigen	Secretions		ImunoAce SARS-CoV-2
Streptococcus pneumoniae capsular antigen (fluid, urinary)	Urine		Quick Chaser Streptococcus pneumoniae / Legionella pneumophila
Treponema pallidum antibody (Quantitative)	Serum		Accuras Auto TP koutai (baidoku)-A
Norovirus antigen (Qualitative)	Feces		Immucatch Noro Plus
human metapneumovirus (hMPV) antigen (Qualitative)	Secretions		ImunoAce hMPV
adenovirus antibody (Qualitative) (remove feces)	Secretions		ALSONIC Adeno
Capsule antigen of Streptococcus pneumoniae (Qualitative)	Secretions		RAPIRUN Streptococcus pneumoniae
Legionella pneumophila antigen (Urinary)	Urine		Quick Chaser Streptococcus pneumoniae / Legionella pneumophila
d Hepatitis and relates			
HBs antibody (Qualitative)	Serum	Plasma	Anti-HBs • Abbott
HBs antibody (Quantitative)	Serum	Plasma	Anti-HBs • Abbott
HBc antibody (Semi-quantitative, Quantitative)	Serum	Plasma	HBc • Abbott
e Autoantibody			
Cold agglutination	Serum		0.25% O gata sekkekkyuu fuyueki (zikachosei)
f Immunology for plasma protein			
CH50	Serum		CH50-HA Test Wako
β2-microglobulin	Serum	Urine	Superior BMG- II
Non-specific immunoglobulin IgE (Quantitative)	Serum	Plasma	ImmunoCAP Total IgE(FEIA)
Specific immunoglobulin IgE (Semi-Quantitative Qualitative) / (Quantitative)	Serum	Plasma	ImmunoCAP Specific IgE(FEIA)
Haptoglobin (Typing)	Serum	Plasma	N-Assay TIA Hp nittobo
16 Microbiology			
c Identification of nucleic acid (genetic testing)			
E. coli vero cytotoxin (Qualitative)	Others		CapiliaVT



Accreditation Certificate
Appendix

(Page 6/6)

Accreditation No. RML00060

Good Life Design Co., Ltd.
Good Life Design headquarters laboratory

Scope of accreditation :

Item	Type of Samples		Test Method
17 Gene-related / Chromosome test			
b Identification of pathogen nucleic acid			
DNA amplification assay for Mycobacteria tuberculosis complex	Sputum	Punctured fluid	TRCReady MTB
Mycobacterium avium / intracellulare DNA	Sputum	Punctured fluid	TRCReady MAC
Simultaneous detection of bacterial nucleic acid drug resistance genes	Blood		Microarray method
Mycoplasma DNA	Others		Loopamp Mycoplasma detection reagent kit D
DNA amplification assay for SARS Coronavirus	Secretions		LAMP method(Loopamp New Coronavirus 2019 (SARS-CoV-2) Detection Reagent Kit) TRC method(2019 New Coronavirus RNA Detection Reagent TRC-Ready SARS-CoV-2 i)
18 Others excluding 11 to 16 class			
a Therapeutic drug monitoring			
Digoxin	Serum		Nanopia TDM Digxin
Theophylline	Serum		Nanopia TDM Theophylline
Valproic acid, Carbamazepine	Serum		Nanopia TDM Valproic Acid Nanopia TDM Carbamazepine
Phenytoin, Phenobarbital, Carbamazepine	Serum		Nanopia TDM Phenytoin Nanopia TDM Phenobarbital Nanopia TDM Carbamazepine
Vancomycin	Serum		Nanopia TDM Vancomycin
Cyclosporin	Blood		Elecsys Cyclosporin

Japan Accreditation Board