



Medical Laboratory  
Accreditation  
Certificate

Accreditation No. RML00170



***The University of Tokyo  
Department of Clinical Laboratory, The University of Tokyo  
Hospital***

***7-3-1, Hongo, Bunkyo-ku, Tokyo, 113-8655 Japan***

meets the following criteria. On the basis of this, Japan Accreditation Board (JAB) grants accreditation to the said medical laboratory.

Applicable accreditation criteria : ISO 15189 : 2012  
Scope of accreditation : As described in the appendix.  
Premises covered by accreditation : As described in the appendix.  
Expiry date of accreditation : January 31, 2023

Revised July 15, 2021  
Renewed December 21, 2018  
Initial accreditation January 19, 2007

Y. Mizuka, President

**Japan Accreditation Board**



# Accreditation Certificate Appendix

(Page 1/11)


Accreditation No. RML00170

## **The University of Tokyo Department of Clinical Laboratory, The University of Tokyo Hospital**

The University of Tokyo  
Department of Clinical Laboratory, The University of Tokyo Hospital  
7-3-1, Hongo, Bunkyo-ku, Tokyo, 113-8655 Japan  
Including primary sample collection in the scope of accreditation

### Scope of accreditation :

Item	Type of Samples	Test Method
<b>Basic Series</b>		
<b>1 General (urine, feces, etc.)</b>		
<b>a Qualitative (urine / feces)</b>		
Urinary Qualitative / semi-Quantitative Examination (general substances) (Gravity, pH, Protein, Glucose, Urobilinogen, Urobilin, Bilirubin, Ketones, Occult blood reaction (Urinary), Bacteria (Test paper), Sodium chloride, Leukocyte (Test paper), Albumin)	Urine	CLINITEC Novus cassettes PRO12 N-Multistix SG-L
Protein quantitation	Urine	Micro TP-Test Wako 2
Glucose quantitation	Urine	Serotec UGLU-L
Hemoglobin, feces	Feces	OC-Hemodia auto III Eiken
Sedimentary test, urine	Urine	LabostainS
<b>2 Hematology</b>		
<b>a Blood count / blood cell morphology test</b>		
Peripheral blood general test*(complete blood counts)* : RBC, WBC, Hgb, PLT, Hct	Blood	Others CELLPACK DST CELLPACK DCL Fluorocell RET Fluorocell PLT Sulfolyser Lysercell WNR Lysercell WDF Lysercell WPC Fluorocell WPC Fluorocell WNR Fluorocell WDF
Reticulocytes	Blood	Fluorocell RET
Hemogram (The microscope method)	Blood	Others May-Grunwald Stain Solution Giemsa Stain Solution
Hemogram (The automatic analyser method)	Blood	Lysercell WDF Fluorocell WDF
<b>b Thrombus / hemostasis related test</b>		
Prothrombin time(PT)	Plasma	HemosIL.RecombiPlasTin2G
Activated partial thromboplastin time(APTT)	Plasma	HemosIL.SynthASiII
Fibrinogen (Quantitative)	Plasma	HemosIL.Fibrinogen-C XL
Fibrinogen degradation products(FDP)	Plasma	LPIA FDP-P



# Accreditation Certificate Appendix

(Page 2/11)

Accreditation No. RML00170

**The University of Tokyo**  
**Department of Clinical Laboratory,**  
**The University of Tokyo Hospital**

## Scope of accreditation :

Item	Type of Samples	Test Method
<b>3 Biochemistry I</b>		
<b>a Biochemistry</b>		
Total bilirubin	Serum	Nescoat VL T-BIL Fuji drichem slide TBIL-PIII
Bilirubin, indirect and direct	Serum	Nescoat VL D-BIL Fuji drichem slide DBIL-PIII
Total protein	Serum	L Type Wako TP Fuji drichem slide TP-PIII
Albumin	Serum	L Type Wako ALB-BCP Fuji drichem slide ALB-P
Proteins fractionation	Serum Urine	Quick Gel SP
Urea nitrogen(BUN)	Serum Urine	Serotec UA-CL Fuji drichem slide UA-P-III Serotec UUN-L
Creatinine	Serum Urine	Cygnus Auto CRE HLS Fuji drichem slide CRE-P-III Ltype wako CRE·M
Uric acid	Serum Urine	Serotec UA-CL Fuji drichem slide UA-P-III
Na and Cl	Serum Urine	Internal Standard Solution - B Diluent Solution - B Reference Electrode Solution Fuji drichem slide Na K CL-P
K	Serum Urine	Internal Standard Solution - B Diluent Solution - B Reference Electrode Solution Fuji drichem slide Na K CL-P
Ca	Serum Urine	Aqua-auto Kainos Ca Test Kit Fuji drichem slide Ca-P-III HR II Calcium-HR II
Inorganic phosphate and phosphoric acid	Serum Urine	Serotec Pi-L Serotec Upi-L
Mg	Serum Urine	Serotec Mg-L Fuji drichem slide Mg-P-III Ltype wako Mg
Total cholesterol	Serum	Determiner TC II
Triglyceride	Serum	Determiner TG II
HDL-cholesterol	Serum	MetaboLead HDL-C
LDL-cholesterol	Serum	MetaboLead LDL-C
Glycated albumin	Serum	Lucica GA-L
Glucose	Serum	An electrode method arkray Quick Auto Neo GLU-HK HLS Fuji drichem slide Glu-P-III
Hemoglobin A1c (HbA1c)	Serum	HPLC method (Totho Co.)
Fe	Serum	Quick Auto Neo Fe HLS
Unsaturated iron binding capacity (UIBC)	Serum	Quick Auto Neo UIBC HLS
Ammonia	Plasma	Fuji drichem slide NH <sub>3</sub> -P II



# Accreditation Certificate Appendix


(Page 3/11)

Accreditation No. RML00170

**The University of Tokyo  
Department of Clinical Laboratory,  
The University of Tokyo Hospital**

**Scope of accreditation :**

Item	Type of Samples		Test Method
Alkaline phosphatase	Serum		Quick Auto Neo ALP-JS II HLS Fuji drichem slide ALP-P-III
Cholinesterase	Serum		Quick Auto Neo Ch-E HLS
$\gamma$ -glutamyltranspeptidase ( $\gamma$ -GT)	Serum		Quick Auto Neo $\gamma$ -GT JS-HLS Fuji drichem slide GGT-P-III
Lactate dehydrogenase (LD)	Serum		Quick Auto Neo LD JS-HLS Fuji drichem slide LDH-P-III
Amylase	Serum	Urine	Fuji drichem slide AMYL-P-III Serotec AML-EL
Creatine kinase (CK)	Serum		Cygnus Auto CK HLS Fuji drichem slide CPK-P-III
Aspartate aminotransferase (AST)	Serum		Quick Auto Neo AST JS-HLS Fuji drichem slide GOT/AST-P-III
Alanine aminotransferase (ALT)	Serum		Quick Auto Neo ALT JS-HLS Fuji drichem slide GPT/ALT-P-III
Blood gas analysis	Blood		PH Electrode method CO <sub>2</sub> Electrode method O <sub>2</sub> Electrode method
<b>5 Immunology</b>			
<b>a Immunochemistry I</b>			
C-reactive protein (CRP)	Serum		LZ test BIKEN CRP-HG Quick Turbo CRP-NV
Immunoglobulin (IgG, IgA, IgM, IgD)	Serum	Punctured fluid	Iatro IgG Iatro IgA Iatro IgM Auto Wako IgG·N
C3	Serum		Iatro C3
C4	Serum		Iatro C4
Immunoglobulin (RF)	Serum		Iatro RF II
<b>b Immunohematology</b>			
Blood group (ABO type)	Blood		Micro Typing System ABD · Card (mono) Ortho BioClone antibody A Ortho BioClone antibody B
Blood group (Rho (D) factor)	Blood		Micro Typing System ABD · Card (mono) Ortho BioClone antibody D
Indirect Coombs, direct Coombs	Blood		Direct : Micro Typing System AHG Card Indirect : Micro Typing System AHG Card
<b>c Infectious disease I</b>			
HBs antigen	Serum	Plasma	ARCHITECT · HBsAg QT
HBs antibody	Serum	Plasma	ARCHITECT · ohSub
HCV antibody (Quantitative, Qualitative)	Serum	Plasma	ARCHITECT · HCV
HIV-1,2 antigen and antibody simultaneous measurement	Serum	Plasma	ARCHITECT · HIV Ag/Ab Comboassay
HTLV-I antibody (Qualitative)	Serum	Plasma	ARCHITECT HTLV
Serologic test for syphilis (STS) (Qualitative)	Serum	Plasma	RPR Test "SANKO"



# Accreditation Certificate Appendix


(Page 4/11)

Accreditation No. RML00170

**The University of Tokyo  
Department of Clinical Laboratory,  
The University of Tokyo Hospital**

**Scope of accreditation :**

Item	Type of Samples		Test Method
	Serum	Plasma	
Serologic test for syphilis (Qualitative)	Serum	Plasma	Architect TP Ab
<b>6 Microbiology</b>			
a Microscopic examination for stained film (general bacteria)			
Other	Sputum	Others	Favor G "Nissui"
b Bacterial culture and identification / Antimicrobial sensitivity test (general bacteria)			
Bacterial culture and identification	Sputum	Others	Blood agar, Chocolate agar, Bact/ALERT 3D
Anaerobic culture	Sputum	Others	Blood agar, Chocolate agar, Bact/ALERT 3D
Antimicrobial sensitivity test (general bacteria)	Others		Microdilution method WalkAway
Mycobacterial culture and Isolation (liquid medium)	Sputum	Others	BACTEC MIGIT 960 BACTEC FX40
Mycobacterial identification	Others		MALDI-TOF MS
<b>Non-Basic Series</b>			
<b>11 General (urine, feces, etc.)</b>			
a General urinalysis			
Albumin (Quantitative) (Urinary)	Urine		Auto Wako micro albumin
Osmolarity	Urine		Freezing point depression method
N-acetyl glucosaminidase (NAG) (Urinary)	Urine		L type Wako NAG
Urinary sediment by flow cytometry (Urinary)	Urine		UF II sheath
Neutrophil gelatinase-associated lipocalin (NGAL) (Urinary)	Urine		U- NGAL · abbott
b Scatolscopy			
Hemoglobin and transferrin (Quantitative, Qualitative) (feces)	Feces		OC-Hemodia auto III Eiken
c Basic analysis for punctatum, sperm, sputum and others			
Test of cerebrospinal fluid (protein quantification, glucose quantification, cell numbers, specific gravity, globulin reaction, cell classify)	Secretions	Others	Micro TP-Test Wako 2 Auto Wako micro albumin Serotec UGLU-L Samson's solution Internal standard liquid
Test of semen	Secretions		Turk's solution
<b>12 Hematology</b>			
a General hematology, hemogram			
Erythrocyte sedimentation rate	Blood		Westergren-based methods
Erythroresistant test (Giffin-Sanford test)	Blood		Parpart test kit
Serum osmolality	Serum		Freezing point depression method
Myelogram	Others		May-Grunwald Stain Solution Giemsa Stain Solution
Myelogram (special stain)	Others		Fe stain kit Esterase stain kit Esterase ASD stain kit PAS stain kit New PO-K stain kit



# Accreditation Certificate Appendix

(Page 5/11)

Accreditation No. RML00170

**The University of Tokyo  
Department of Clinical Laboratory,  
The University of Tokyo Hospital**

**Scope of accreditation :**

Item	Type of Samples	Test Method
<b>b Thrombus / hemostasis related test I</b>		
Antithrombin (activity)	Plasma	Hemos IL Liquid Antithrombin
Plasmin inhibitor/plasmin complex (PIC)	Plasma	LPIA-A700 PPI II
Coagulation factor inhibitor Qualitative (cross mixing test)	Plasma	HemosIL SynthASill
Coagulation factor (II, V, VII, VIII, IX, X, XI, XII, XIII)	Plasma	Factor VII deficient Plasma Factor VIII deficient Plasma Factor IX deficient Plasma LPIA-A700 FX III
D dimer	Plasma	LPIA A700 DD II
Coagulation factor inhibitor	Plasma	HemosIL SynthASill
Thrombin anti-Thrombin complex (TAT)	Plasma	STACIACLEIA TAT
<b>c Thrombus / hemostasis related test II</b>		
Bleeding time	Blood	Duke Method
Platelet aggregation	Plasma	PA-200 (KOWA Co.)
Platelet adhesiveness	Plasma	ISK SYRINGE PUMP
<b>13 Biochemistry I</b>		
<b>a Biochemistry I</b>		
Ketones	Serum	3HB-L Test Kit Kainos
1,5-Anhydro-D-glucitol (1,5AG)	Blood	Determiner LA Determiner PA
Glycocholic acid	Serum	Emit® II Plus Ethyl Alcohol Assay
Cu	Serum	LZ test EIKEN FER
Protoporphyrin of erythrocyte (Quantitative)	Serum	Plasma ECLusys Brahms PCT
Procalcitonin (PCT) (Semi-quantitative)	Serum	ST AIA-PACK Autotaxin
Infliximab (Qualitative)	Serum	remicheck Q
<b>b Biochemistry II</b>		
Lipase	Serum	Cygnus Auto LIP HLS
KL-6	Serum	Plasma Lumipulse Presto KL-6 Eizai
<b>c Isozyme</b>		
Alkaline phosphatase Isozyme	Serum	Quick Gel ALP
Amylase Isozyme	Serum	Serotec AMISO-EL
CK-MB	Serum	Cygnus Auto CK-MB MtO HLS
<b>d Immunochemistry</b>		
Cardiac troponin I	Serum	ARCHITECT • high sensitive troponin I
Myoglobin (Quantitative)	Serum	Mb-latex CN 「seiken」
<b>14 Biochemistry II</b>		
<b>a Endocrinology I</b>		
Human chorionic gonadotropin (HCG) (Quantitative)	Serum	Urine ST E Test TOSOH II HCG II
Human chorionic gonadotropin, β-subunit (HCG-β)	Serum	Plasma ST AIA-PACK βHCG II
Thyroid-stimulating hormone (TSH)	Serum	Plasma ST AIA-PACK TSH
Free triiodothyronine (FT3)	Serum	Plasma ST AIA-PACK iFT3
Free thyroxine (FT4)	Serum	Plasma ST AIA-PACK FT4
C-peptide (CPR)	Plasma	Urine SphereLight CPR(B)
Insulin (IRI)	Plasma	SphereLight IRI (II)
Follicle-stimulating hormone (FSH)	Serum	Plasma ST AIA-PACK FSH



# Accreditation Certificate Appendix

(Page 6/11)

Accreditation No. RML00170

**The University of Tokyo  
Department of Clinical Laboratory,  
The University of Tokyo Hospital**

## Scope of accreditation :

Item	Type of Samples		Test Method
Luteinizing hormone (LH)	Serum	Plasma	ST AIA-PACK LH II
Prolactin (PRL)	Serum	Plasma	ST AIA-PACK PRL
Progesterone	Serum	Plasma	ST AIA-PACK PROG III
Parathyroid hormones (PTH)	Serum	Plasma	ECLusys PTH
Brain natriuretic peptide (BNP)	Plasma		ST E Test TOSOH II BNP
Estradiol (E2)	Serum	Plasma	Lumipulse Presto E2-N
Cortisol	Serum	Plasma	ECLusys Cortisol II
Adrenocorticotropic hormone (ACTH)	Plasma		ECLusys ACTH
<b>b Tumor marker</b>			
α-fetoprotein (AFP)	Serum	Plasma	ST AIA-PACK AFP
Carcinoembryonic antigen (CEA)	Serum	Plasma	ST AIA-PACK CEA
CA19-9	Serum	Plasma	Lumipulse Presto CA19-9
CA125	Serum	Plasma	Lumipulse Presto CA125 II
Prostate-specific antigen (PSA)	Serum	Plasma	ST AIA-PACK PSA II
CA15-3	Serum	Plasma	Lumipulse Presto CA15-3
Cytokeratin 19 fragment	Serum	Plasma	Lumipulse Presto CYFRA
PIVKA-II (Quantitative)	Serum		μ Tas Wako PIVKA II
Elastase 1	Serum		Iatro IRE1 II
α-fetoprotein lectin-affinity fraction (AFPL3%)	Serum		μ Tas Wako AFP-L3
Interleukin 2 receptor, soluble (sIL-2R)	Serum		Lumipulse Presto IL2-R
<b>15 Immunology</b>			
<b>a Immunohematology</b>			
Blood group, Rh system	Blood		Ortho Anti-C BioClone Ortho Anti-c Bioclone Ortho Anti-E Bioclone Ortho Anti-e Bioclone
Blood group, ABO subgroups	Blood		Lectin: Ortho anti-A1, anti-H lectin Antigen dilution titer: Ortho anti-A or B Bioclone Adsorption/Elution test: Ortho DT Elution solution-II anti A or B hemagglutinin titer: ID-DiaCell ABO Irregular antibody: ID-DiaPanel A or B transferase: Galserve AB kit A, B or H substance in saliva :Ortho antiA BioClone, Ortho antiB BioClone, anti-H lectin
Glyco transferase associated with ABO blood typ	Serum	Plasma	A or B transferase: Galserve AB kit
Irregular antibody	Serum	Plasma	Micro typing system IgG card or NaCl/Enzyme card
Anti platelet antibody	Serum		Anti-PLT •MPHA •Screen or Panel
<b>b Immunology for infectious disease II</b>			
Mycoplasma antigen (Qualitative) (Immunochromatography method)	Secretions		Ribo test <sup>®</sup> Mycoplasma
<b>c Immunology for infectious disease III</b>			
Herpes simplex virus specific antigen (Qualitative)	Secretions		DermaQuickVZV
RS virus antigen (Qualitative)	Secretions		ImmunoAceRSV
Clostridium difficile toxin A (Qualitative)	Feces		GE test immunochromato -CD GDH /TOX 「nissui」
Adenovirus antigen (Qualitative) (Feces)	Feces		Rapidteste Rota Adeno II



# Accreditation Certificate Appendix

(Page 7/11)

Accreditation No. RML00170

**The University of Tokyo**  
**Department of Clinical Laboratory,**  
**The University of Tokyo Hospital**

## Scope of accreditation :

Item	Type of Samples		Test Method
Rotavirus antigen (Qualitative) (Feces)	Feces		Rapidtest: Rota Adeno II
(1→3)-β-D-Glucan	Plasma		FUNGITEC GtestES "Nissui"
Serologic test for syphilis (STS) (Semi-quantitative)	Serum	Plasma	RPR Test "SANKO"
Group A-β Streptococcal-rapid Detection (Qualitative)	Secretions		Clearview EZ Strep-A
Influenza virus antigen (Qualitative)	Secretions		Immunoace Flu
Streptococcus pneumoniae capsular antigen (fluid, urinary)	Urine		Quick Chaser®
human metapneumovirus (hMPV) antigen (Qualitative)	Secretions		Check hHMP
adenovirus antibody (Qualitative) (remove feces)	Secretions		Check AD
The group of Mycobacterium antigen (Qualitative)	Others		Capilia® TB
Legionella pneumophila antigen (Urinary)	Urine		Quick Chaser®
d Hepatitis and relates			
HBe antigen	Serum	Plasma	ARCHITECT • HBeAg
HBe antibody	Serum	Plasma	ARCHITECT • HBeAb
HBc antibody (Semi-quantitative, Quantitative)	Serum	Plasma	ARCHITECT • HBc II
e Autoantibody			
Donath-Landsteiner test	Blood	Serum	Hemolytic reaction
Anti RNP antibody (Quantitative)	Serum		EliA URNP
Anti Sm antibody (Quantitative)	Serum		EliA SmDp
Anti mitochondrial antibody (Quantitative)	Serum		EliA M2
Matrix metalloproteinase-3 (MMP-3)	Serum		PANACLEAR MMP-3 「Latex」
Serine proteinase 3-anti-neutrophil cytoplasmic antibody (PR3-ANCA)	Serum		EliA PR3s-ANCA
Anti neutrophil cytoplasmic myeloperoxidase antibody (MPO-ANCA)	Serum		EliA MPOs-ANCA
Anti TSH receptor antibody (TRAb)	Serum		ECLusys Anti-TSHR
Anti-nuclear antibody (immunofluorescence) (Semi-Quantitative)	Serum		Fluoro HEPANA Test
Anti SS-A/Ro antibody (Quantitative)	Serum		EliA SS-A/Ro
Anti SS-B/La antibody (Quantitative)	Serum		EliA SS-B/La
Anti DNA antibody (Quantitative)	Serum		EliA dsDNA EliA ssDNA
f Immunology for plasma protein			
CH50	Serum		Hotaika-HA test Wako
Bence Jones protein, quantitative (Urinary)	Urine		Titan Gel IFE Agarose Set
α1-microglobulin	Urine		LZ test Eiken α1-M
Immuno-electrophoresis (Anti-Human serum)	Serum		Titan Gel IFE Agarose Set
Haptoglobin (Typing)	Serum		N-assay TIA HP Nittobo
Transferrin (Prealbumin)	Serum		N-assay TIA Prealbumin Nittobo
g Cellular functional test (cellular immunity related test)			
T and B lymphocyte subpopulation	Blood		Monoclonal Antibody
T lymphocyte subpopulation	Blood		Monoclonal Antibody





# Accreditation Certificate Appendix

(Page 8/11)

Accreditation No. RML00170

**The University of Tokyo  
Department of Clinical Laboratory,  
The University of Tokyo Hospital**

**Scope of accreditation :**

Item	Type of Samples	Test Method
<b>16 Microbiology</b>		
<b>b Bacterial culture and identification / Antimicrobial sensitivity test (general bacteria)</b>		
Examination for drug sensitivity test, yeastlike fungi	Others	RAISUS susceptibility test for Yeast like sell
Drug susceptibility test for mycobacteria	Others	Vite Spectrum SR PZA Broth BrothMIC NTM BrothMIC RGM
<b>c Identification of nucleic acid (genetic testing)</b>		
Staphylococcus aureus penicillin-binding protein 2' (PBP2') (Qualitative)	Others	MRSA-LA 「Seiken」
E. coli vero cytotoxin (Qualitative)	Others	Duopath® Verotoxins
<b>17 Gene-related / Chromosome test</b>		
<b>a Somatic gene test</b>		
Preparation for HER2 gene specimen	Tissues	Ventana INFORM HER2 Dual ISH Kit
Preparation for ALK fused gene specimen	Tissues	Vysis ALK Break Apart FISH Probe Kit
Gene diagnosis of hematopoietic organ tumor	Blood	Others
EGFR genetic test (other than the real-time PCR method), K-ras genetic test, EWS-F111 genetic test, TLS-CHOP genetic test, SYT-SSX genetic test, c-kit genetic test, examination for microsatellite uneariness (Qualitative), sentinel lymph node biopsy, BRAF genetic test, RAS genetic test, ROS1 genetic test	Tissues	PCR Super Mix High Fidelity RT-PCR
<b>b Identification of pathogen nucleic acid</b>		
DNA amplification assay for Mycobacteria tuberculosis complex	Sputum	Others
Mycobacterium avium / intracellulare DNA	Sputum	Others
Legionella pneumophila DNA	Sputum	Others
Mycoplasma DNA	Sputum	Others
Bordetella pertussis DNA	Others	Others
		TRCReady® MTB
		TRCReady® MTB
		Loopamp® Legionella
		Loopamp® Mycoplasma
		Loopamp® Bordetella pertussis
<b>Specific program I</b>		
<b>21 Specified health checkup testing (health checkup for metabolic syndrome)</b>		
<b>a Basic Series</b>		
Triglyceride	Serum	Determiner TG II
HDL-cholesterol	Serum	MetaboLead HDL-C
LDL-cholesterol	Serum	MetaboLead LDL-C
Creatinine	Serum	Cygnus Auto CRE HLS Fuji drichem slide CRE-PIII
Glucose	Plasma	An electrode method arkray
Hemoglobin A1c (HbA1c)	Blood	HPLC method (Totho Co.)



# Accreditation Certificate Appendix

(Page 9/11)

Accreditation No. RML00170



**The University of Tokyo  
Department of Clinical Laboratory,  
The University of Tokyo Hospital**

**Scope of accreditation :**

Item	Type of Samples	Test Method
Uric Acid	Serum	Scotec UA-CL Fuji drichem slide.UA-P.III
AST	Serum	Quick Auto Neo AST JS-HLS Fuji drichem slide GOT/AST-P.III
ALT	Serum	Quick Auto Neo ALT JS-HLS Fuji drichem slide GPT/ALT-P.III
$\gamma$ -GT	Serum	Quick Auto Neo $\gamma$ -GT JS-HLS Fuji drichem slide GGT-P.III
Urine Glucose qualitative	Urine	CLINITEC Novus cassettes PRO12 N-Multistix SG-L
Urine Protein qualitative	Urine	CLINITEC Novus cassettes PRO12 N-Multistix SG-L
<b>b Additional Series</b>		
Red Blood Cell	Blood	CELLPACK DST Fluorocell RET Fluorocell PLT Sulfolyser Lysercell WNR Lysercell WDF Lysercell WPC Fluorocell WPC Fluorocell WNR Fluorocell WDF
Hemoglobin	Blood	Sulfolyser
Hematocrit	Blood	CELLPACK DST
<b>Pathology</b>		
<b>31 Preparation</b>		
<b>a Preparation for histodiagnosis</b>		
Organize slices	Tissues	Hematoxylin-Eosin stain
CELL BLOCK	Tissues	Hematoxylin-Eosin stain
<b>b Preparation for electron microscope</b>		
Preparation for electron microscope	Tissues	electron stain
<b>c Preparation for immunological stain (histodiagnosis)</b>		
Estrogen receptor	Tissues	Ventana I-VIEW CONFIRM anti-ER (SP1) I-VIEW DAB Universal Kit
Progesterone receptor	Tissues	Ventana I-VIEW CONFIRM anti-PgR(1E2) I-VIEW DAB Universal Kit
Human epidermal growth factor receptor-2	Tissues	Ventana I-VIEW PATHWAY anti-HER2(4B5) I-VIEW DAB Universal Kit
Anaplastic lymphoid kinase fusion protein	Tissues	Ventana OptiView ALK (D5F3)
CD30	Tissues	Ventana OptiView CD30 (Ber-H2)
Others	Tissues	Ventana I-VIEW DAB Universal Kit



Accreditation Certificate  
Appendix

(Page 10/11)

Accreditation No. RML00170

**The University of Tokyo**  
**Department of Clinical Laboratory,**  
**The University of Tokyo Hospital**

Scope of accreditation :

Item	Type of Samples		Test Method
<b>d Preparation for rapid pathologic diagnosis</b>			
Preparation for operative rapid pathologic diagnosis	Tissues		Hematoxylin-Eosin stain
Preparation for operative rapid cytodagnosis	Punctured fluid		Papanicolaou stain
<b>e Cytodiagnosis</b>			
Gynecology	Others		Papanicolaou stain
Fine needle aspiration cytology, Body cavity washing	Punctured fluid		Papanicolaou stain Giemsa stain PAS stain
Others	Urine	Sputum	Papanicolaou stain Giemsa stain PAS stain
<b>32 Pathological diagnosis</b>			
<b>a Pathological diagnosis</b>			
Histology	Tissues		histochemistry
Cytology	Others		histochemistry
<b>Physiology</b>			
<b>101 Physiology</b>			
<b>a Respiratory function test (Spirography)</b>			
Slow vital capacity	/		FUDAC-7 AS-407
Forced vital capacity			FUDAC-7 AS-407
Functional Residual Capacity			FUDAC-7
Closing volume			FUDAC-7
DLCO (diffusing capacity of CO)			FUDAC-7
<b>b Electrocardiogram</b>			
At least 12 leads including limb monopole lead and the chest leads	/		FCP-8700 FCP-8800
Holter Electrocardiogram			FM-180,180S,190,960



Accreditation Certificate  
Appendix

(Page 11/11)

Accreditation No. RML00170

**The University of Tokyo**  
**Department of Clinical Laboratory,**  
**The University of Tokyo Hospital**

Scope of accreditation :

Item	Type of Samples	Test Method
<b>c Ultrasonography</b>		
Cardiac ultrasonography		VividE95 EPIQ 7G VividE9 Aplio300 TUS-A300 Vscan LISENDO880
Abdominal ultrasonography		Aplio 500 TUS-A500 Aplio 300 TUS-A300 Aplio i700 TUS-AI700
Body surface ultrasonography		Aplio 500 TUS-A500 Aplio 300 TUS-A300 Aplio i700 TUS-AI700
Vascular ultrasonography		Aplio300 TUS-A300
<b>d Electroencephalography</b>		
Electroencephalography (PS, HV)		EEG-1218 EEG-1518 EEG-1214
Electromyography (SEP, VEP, ERA, ABR audiometry, others)		MEB-2204 MEB-9404 natusalgo@5 echo-screen III

**Japan Accreditation Board**