



Testing Laboratory

# Accreditation Certificate

Accreditation No. RTL04590

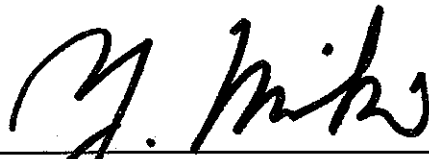
***Chiyoda Technol Corporation,  
Radiation Monitoring Center***

***3522, Onuki-cho, Oarai, Higashi-Ibaraki, Ibaraki, 311-1311  
Japan***


meets the following criteria. On the basis of this, Japan Accreditation Board (JAB) grants accreditation to the said testing laboratory.

Applicable accreditation criteria	: ISO/IEC 17025:2017 (JIS Q 17025:2018)
Scope of accreditation	: <b>Ionizing Radiation Monitoring</b> (As described in the appendix)
Premises covered by accreditation	: As described in the appendix.
Expiry date of accreditation	: March 31, 2027

Revised	September 2, 2025
Renewed	April 1, 2023
Initial accreditation	March 19, 2019

  
\_\_\_\_\_  
Y. Miki, President

## Japan Accreditation Board



Accreditation No.	RTL04590
-------------------	----------

# Accreditation Certificate

## Appendix

(Page 1/14)

Type of Laboratory	Testing
Name of Laboratory	Chiyoda Technol Corporation, Radiation Monitoring Center
Address	3522, Onuki-cho, Oarai, Higashi-Ibaraki, Ibaraki, 311-1311 Japan


### 1) Premises on which testing activities are performed

Name of Premises	Radiation Monitoring Center, Customer Service Section	
Address of Premises	Postal code	311-1311
	Address	3522 Onuki-cho, Oarai, Higashi-Ibaraki, Ibaraki Japan
Testing service at permanent facilities or on site testing service	<input checked="" type="checkbox"/> Testing service at permanent facilities <input type="checkbox"/> On site testing service	

### Scope of Accreditation

FIELD	M33 Ionizing Radiation Monitoring
CODE AND NAME OF CLASSIFICATION (1)	M33.1 Personal dose measurement
CODE AND NAME OF CLASSIFICATION (2)	M33.1.1 Whole body dosimeter

TYPE OF DOSEMETER	CODE AND NAME OF CLASSIFICATION (3)	CODE AND NAME OF CLASSIFICATION (4)	ENERGY RANGE OF IONIZED RADIATION	RANGE OF DOSE
FX	M33.1.1.1 Photon radiation	M33.1.1.1.1 $H_p(10)$	16 keV to 80 keV	0.1 mSv to 2 Sv
		M33.1.1.1.2 $H_p(0.07)$	12 keV to 80 keV	0.1 mSv to 2 Sv
FS	M33.1.1.1 Photon radiation	M33.1.1.1.1 $H_p(10)$	16 keV to 6.4 MeV	0.1 mSv to 10 Sv
		M33.1.1.1.2 $H_p(0.07)$	12 keV to 6.4 MeV	0.1 mSv to 10 Sv
	M33.1.1.2 Beta radiation	M33.1.1.2.1 $H_p(0.07)$	0.2 MeV to 0.8 MeV	0.1 mSv to 10 Sv
FV	M33.1.1.1 Photon radiation	M33.1.1.1.1 $H_p(10)$	16 keV to 6.4 MeV	0.1 mSv to 10 Sv
		M33.1.1.1.2 $H_p(0.07)$	12 keV to 6.4 MeV	0.1 mSv to 10 Sv
	M33.1.1.2 Beta radiation	M33.1.1.2.1 $H_p(0.07)$	0.2 MeV to 0.8 MeV	0.1 mSv to 10 Sv




# Accreditation Certificate

## Appendix

Type of Laboratory	Testing
Name of Laboratory	Chiyoda Technol Corporation, Radiation Monitoring Center
Address	3522, Onuki-cho, Oarai, Higashi-Ibaraki, Ibaraki, 311-1311 Japan

TYPE OF DOSEMETER	CODE AND NAME OF CLASSIFICATION (3)	CODE AND NAME OF CLASSIFICATION (4)	ENERGY RANGE OF IONIZED RADIATION	RANGE OF DOSE
FJ	M33.1.1.1 Photon radiation	M33.1.1.1.1 $H_p(10)$	16 keV to 6.4 MeV	0.1 mSv to 10 Sv
		M33.1.1.1.2 $H_p(0.07)$	12 keV to 6.4 MeV	0.1 mSv to 10 Sv
	M33.1.1.2 Beta radiation	M33.1.1.2.1 $H_p(0.07)$	0.2 MeV to 0.8 MeV	0.1 mSv to 10 Sv
FR	M33.1.1.1 Photon radiation	M33.1.1.1.1 $H_p(10)$	16 keV to 6.4 MeV	0.1 mSv to 10 Sv
		M33.1.1.1.2 $H_p(0.07)$	12 keV to 6.4 MeV	0.1 mSv to 10 Sv
	M33.1.1.2 Beta radiation	M33.1.1.2.1 $H_p(0.07)$	0.2 MeV to 0.8 MeV	0.1 mSv to 10 Sv
FT	M33.1.1.1 Photon radiation	M33.1.1.1.1 $H_p(10)$	16 keV to 6.4 MeV	0.1 mSv to 10 Sv
		M33.1.1.1.2 $H_p(0.07)$	12 keV to 6.4 MeV	0.1 mSv to 10 Sv
	M33.1.1.2 Beta radiation	M33.1.1.2.1 $H_p(0.07)$	0.2 MeV to 0.8 MeV	0.1 mSv to 10 Sv
FK	M33.1.1.1 Photon radiation	M33.1.1.1.1 $H_p(10)$	16 keV to 6.4 MeV	0.1 mSv to 10 Sv
		M33.1.1.1.2 $H_p(0.07)$	12 keV to 6.4 MeV	0.1 mSv to 10 Sv
	M33.1.1.2 Beta radiation	M33.1.1.2.1 $H_p(0.07)$	0.2 MeV to 0.8 MeV	0.1 mSv to 10 Sv
FN	M33.1.1.1 Photon radiation	M33.1.1.1.1 $H_p(10)$	16 keV to 6.4 MeV	0.1 mSv to 10 Sv
		M33.1.1.1.2 $H_p(0.07)$	12 keV to 6.4 MeV	0.1 mSv to 10 Sv
	M33.1.1.2 Beta radiation	M33.1.1.2.1 $H_p(0.07)$	0.2 MeV to 0.8 MeV	0.1 mSv to 10 Sv



# Accreditation Certificate

## Appendix

Type of Laboratory	Testing
Name of Laboratory	Chiyoda Technol Corporation, Radiation Monitoring Center
Address	3522, Onuki-cho, Oarai, Higashi-Ibaraki, Ibaraki, 311-1311 Japan

TYPE OF DOSEMETER	CODE AND NAME OF CLASSIFICATION (3)	CODE AND NAME OF CLASSIFICATION (4)	ENERGY RANGE OF IONIZED RADIATION	RANGE OF DOSE
FL	M33.1.1.1 Photon radiation	M33.1.1.1.1 $H_p(10)$	16 keV to 6.4 MeV	0.1 mSv to 10 Sv
		M33.1.1.1.2 $H_p(0.07)$	12 keV to 6.4 MeV	0.1 mSv to 10 Sv
	M33.1.1.2 Beta radiation	M33.1.1.2.1 $H_p(0.07)$	0.2 MeV to 0.8 MeV	0.1 mSv to 10 Sv
NS	M33.1.1.1 Photon radiation	M33.1.1.1.1 $H_p(10)$	16 keV to 6.4 MeV	0.1 mSv to 10 Sv
		M33.1.1.1.2 $H_p(0.07)$	12 keV to 6.4 MeV	0.1 mSv to 10 Sv
	M33.1.1.2 Beta radiation	M33.1.1.2.1 $H_p(0.07)$	0.2 MeV to 0.8 MeV	0.1 mSv to 10 Sv
	M33.1.1.3 Neutron	M33.1.1.3.1 $H_p(10)$	0.025 eV to 15 MeV	0.1 mSv to 60 mSv
NR	M33.1.1.1 Photon radiation	M33.1.1.1.1 $H_p(10)$	16 keV to 6.4 MeV	0.1 mSv to 10 Sv
		M33.1.1.1.2 $H_p(0.07)$	12 keV to 6.4 MeV	0.1 mSv to 10 Sv
	M33.1.1.2 Beta radiation	M33.1.1.2.1 $H_p(0.07)$	0.2 MeV to 0.8 MeV	0.1 mSv to 10 Sv
	M33.1.1.3 Neutron	M33.1.1.3.1 $H_p(10)$	0.025 eV to 15 MeV	0.1 mSv to 60 mSv
NT	M33.1.1.1 Photon radiation	M33.1.1.1.1 $H_p(10)$	16 keV to 6.4 MeV	0.1 mSv to 10 Sv
		M33.1.1.1.2 $H_p(0.07)$	12 keV to 6.4 MeV	0.1 mSv to 10 Sv
	M33.1.1.2 Beta radiation	M33.1.1.2.1 $H_p(0.07)$	0.2 MeV to 0.8 MeV	0.1 mSv to 10 Sv
	M33.1.1.3 Neutron	M33.1.1.3.1 $H_p(10)$	0.025 eV to 15 MeV	0.1 mSv to 60 mSv



# Accreditation Certificate

## Appendix


Type of Laboratory	Testing
Name of Laboratory	Chiyoda Technol Corporation, Radiation Monitoring Center
Address	3522, Onuki-cho, Oarai, Higashi-Ibaraki, Ibaraki, 311-1311 Japan

TYPE OF DOSEMETER	CODE AND NAME OF CLASSIFICATION (3)	CODE AND NAME OF CLASSIFICATION (4)	ENERGY RANGE OF IONIZED RADIATION	RANGE OF DOSE
NK	M33.1.1.1 Photon radiation	M33.1.1.1.1 $H_p(10)$	16 keV to 6.4 MeV	0.1 mSv to 10 Sv
		M33.1.1.1.2 $H_p(0.07)$	12 keV to 6.4 MeV	0.1 mSv to 10 Sv
	M33.1.1.2 Beta radiation	M33.1.1.2.1 $H_p(0.07)$	0.2 MeV to 0.8 MeV	0.1 mSv to 10 Sv
	M33.1.1.3 Neutron	M33.1.1.3.1 $H_p(10)$	0.025 eV to 15 MeV	0.1 mSv to 60 mSv
NN	M33.1.1.3 Neutron	M33.1.1.3.1 $H_p(10)$	0.025 eV to 15 MeV	0.1 mSv to 60 mSv
FD	M33.1.1.1 Photon radiation	M33.1.1.1.1 $H_p(10)$	80 keV to 6.4 MeV	0.1 mSv to 10 Sv

### Scope of Accreditation

FIELD	M33 Ionizing Radiation Monitoring
CODE AND NAME OF CLASSIFICATION (1)	M33.1 Personal dose measurement
CODE AND NAME OF CLASSIFICATION (2)	M33.1.2 Extremity dosimeter

TYPE OF DOSEMETER	CODE AND NAME OF CLASSIFICATION (3)	CODE AND NAME OF CLASSIFICATION (4)	ENERGY RANGE OF IONIZED RADIATION	RANGE OF DOSE
FW	M33.1.2.1 Photon radiation	M33.1.2.1.1 $H_p(0.07)$	24 keV to 1.25 MeV	0.1 mSv to 10 Sv
		M33.1.2.2 Beta radiation	M33.1.2.2.1 $H_p(0.07)$	0.2 MeV to 0.8 MeV
FU	M33.1.2.1 Photon radiation	M33.1.2.1.1 $H_p(0.07)$	24 keV to 1.25 MeV	0.1 mSv to 10 Sv
		M33.1.2.2 Beta radiation	M33.1.2.2.1 $H_p(0.07)$	0.2 MeV to 0.8 MeV
JQ	M33.1.2.1 Photon radiation	M33.1.2.1.1 $H_p(0.07)$	16 keV to 1.25 MeV	0.1 mSv to 1 Sv



Accreditation No.	RTL04590
-------------------	----------

# Accreditation Certificate

## Appendix

(Page 5/14)


Type of Laboratory	Testing
Name of Laboratory	Chiyoda Technol Corporation, Radiation Monitoring Center
Address	3522, Onuki-cho, Oarai, Higashi-Ibaraki, Ibaraki, 311-1311 Japan

TYPE OF DOSEMETER	CODE AND NAME OF CLASSIFICATION (3)	CODE AND NAME OF CLASSIFICATION (4)	ENERGY RANGE OF IONIZED RADIATION	RANGE OF DOSE
JR	M33.1.2.1 Photon radiation	M33.1.2.1.1 $H_p(0.07)$	16 keV to 1.25 MeV	0.1 mSv to 1 Sv
JS	M33.1.2.2 Beta radiation	M33.1.2.2.1 $H_p(0.07)$	0.8 MeV	0.2 mSv to 1 Sv
JT	M33.1.2.2 Beta radiation	M33.1.2.2.1 $H_p(0.07)$	0.8 MeV	0.2 mSv to 1 Sv
TS	M33.1.2.1 Photon radiation	M33.1.2.1.1 $H_p(0.07)$	16 keV to 1.25 MeV	0.2 mSv to 2 Sv
	M33.1.2.2 Beta radiation	M33.1.2.2.1 $H_p(0.07)$	0.8 MeV	0.2 mSv to 2 Sv
TH	M33.1.2.1 Photon radiation	M33.1.2.1.1 $H_p(0.07)$	83 keV to 1.25 MeV	0.2 mSv to 2 Sv
	M33.1.2.2 Beta radiation	M33.1.2.2.1 $H_p(0.07)$	0.8 MeV	0.2 mSv to 2 Sv

### Scope of Accreditation

FIELD	M33 Ionizing Radiation Monitoring
CODE AND NAME OF CLASSIFICATION (1)	M33.1 Personal dose measurement
CODE AND NAME OF CLASSIFICATION (2)	M33.1.3 Eye lens dosimeter

TYPE OF DOSEMETER	CODE AND NAME OF CLASSIFICATION (3)	CODE AND NAME OF CLASSIFICATION (4)	ENERGY RANGE OF IONIZED RADIATION	RANGE OF DOSE
LA	M33.1.3.1 Photon radiation	M33.1.3.1.1 $H_p(3)$	24 keV to 1.25 MeV	0.1 mSv to 1 Sv
	M33.1.3.2 Beta radiation	M33.1.3.2.1 $H_p(3)$	0.8 MeV	0.1 mSv to 1 Sv
LH	M33.1.3.1 Photon radiation	M33.1.3.1.1 $H_p(3)$	24 keV to 1.25 MeV	0.1 mSv to 1 Sv
	M33.1.3.2 Beta radiation	M33.1.3.2.1 $H_p(3)$	0.8 MeV	0.1 mSv to 1 Sv



Accreditation No.	RTL04590
-------------------	----------

# Accreditation Certificate

## Appendix

(Page 6/14)


Type of Laboratory	Testing
Name of Laboratory	Chiyoda Technol Corporation, Radiation Monitoring Center
Address	3522, Onuki-cho, Oarai, Higashi-Ibaraki, Ibaraki, 311-1311 Japan

TYPE OF DOSEMETER	CODE AND NAME OF CLASSIFICATION (3)	CODE AND NAME OF CLASSIFICATION (4)	ENERGY RANGE OF IONIZED RADIATION	RANGE OF DOSE
SS	M33.1.3.1 Photon radiation	M33.1.3.1.1 $H_p(3)$	24 keV to 1.25 MeV	0.1 mSv to 10 Sv
	M33.1.3.2 Beta radiation	M33.1.3.2.1 $H_p(3)$	0.8 MeV	0.1 mSv to 10 Sv

### Scope of Accreditation

FIELD	M33 Ionizing Radiation Monitoring
CODE AND NAME OF CLASSIFICATION (1)	M33.2 Personal dose assessment

CODE AND NAME OF CLASSIFICATION (2)	CODE AND NAME OF CLASSIFICATION (3)	TYPE OF IONIZED RADIATION	REMARKS
M33.2.1 Uniform exposure to the body trunk	M33.2.1.1 Effective dose	Photon radiation, Neutron	
	M33.2.1.2 Equivalent dose (Skin)	Photon radiation, Beta radiation, Neutron	
	M33.2.1.3 Equivalent dose (Lens of the eye)	Photon radiation, Beta radiation, Neutron	
	M33.2.1.4 Equivalent dose (Female abdomen)	Photon radiation, Neutron	
M33.2.2 Non-uniform exposure to the body trunk	M33.2.2.1 Effective dose	Photon radiation, Neutron	
	M33.2.2.2 Equivalent dose (Skin)	Photon radiation, Beta radiation, Neutron	
	M33.2.2.3 Equivalent dose (Lens of the eye)	Photon radiation, Beta radiation, Neutron	
	M33.2.2.4 Equivalent dose (Female abdomen)	Photon radiation, Neutron	




# Accreditation Certificate

## Appendix

Type of Laboratory	Testing
Name of Laboratory	Chiyoda Technol Corporation, Radiation Monitoring Center
Address	3522, Onuki-cho, Oarai, Higashi-Ibaraki, Ibaraki, 311-1311 Japan

CODE AND NAME OF CLASSIFICATION (2)	CODE AND NAME OF CLASSIFICATION (3)	TYPE OF IONIZED RADIATION	REMARKS
M33.2.3 Uniform exposure to the body trunk and extremity exposure	M33.2.3.1 Effective dose	Photon radiation, Neutron	
	M33.2.3.2 Equivalent dose (Skin)	Photon radiation, Beta radiation, Neutron	
	M33.2.3.3 Equivalent dose (Lens of the eye)	Photon radiation, Beta radiation, Neutron	
	M33.2.3.4 Equivalent dose (Female abdomen)	Photon radiation, Neutron	
M33.2.4 Non-uniform exposure to the body trunk and extremity exposure	M33.2.4.1 Effective dose	Photon radiation, Neutron	
	M33.2.4.2 Equivalent dose (Skin)	Photon radiation, Beta radiation, Neutron	
	M33.2.4.3 Equivalent dose (Lens of the eye)	Photon radiation, Beta radiation, Neutron	
	M33.2.4.4 Equivalent dose (Female abdomen)	Photon radiation, Neutron	
M33.2.5 Uniform exposure to the body trunk and eye lens exposure	M33.2.5.1 Effective dose	Photon radiation, Neutron	
	M33.2.5.2 Equivalent dose (Skin)	Photon radiation, Beta radiation, Neutron	
	M33.2.5.3 Equivalent dose (Lens of the eye)	Photon radiation, Beta radiation, Neutron	
	M33.2.5.4 Equivalent dose (Female abdomen)	Photon radiation, Neutron	
M33.2.6 Non-uniform exposure to the body trunk and eye lens exposure	M33.2.6.1 Effective dose	Photon radiation, Neutron	
	M33.2.6.2 Equivalent dose (Skin)	Photon radiation, Beta radiation, Neutron	
	M33.2.6.3 Equivalent dose (Lens of the eye)	Photon radiation, Beta radiation, Neutron	




# Accreditation Certificate

## Appendix

Type of Laboratory	Testing
Name of Laboratory	Chiyoda Technol Corporation, Radiation Monitoring Center
Address	3522, Onuki-cho, Oarai, Higashi-Ibaraki, Ibaraki, 311-1311 Japan

CODE AND NAME OF CLASSIFICATION (2)	CODE AND NAME OF CLASSIFICATION (3)	TYPE OF IONIZED RADIATION	REMARKS
	M33.2.6.4 Equivalent dose (Female abdomen)	Photon radiation, Neutron	
M33.2.7 Uniform exposure to the body trunk and extremity exposure and eye lens exposure	M33.2.7.1 Effective dose	Photon radiation, Neutron	
	M33.2.7.2 Equivalent dose (Skin)	Photon radiation, Beta radiation, Neutron	
	M33.2.7.3 Equivalent dose (Lens of the eye)	Photon radiation, Beta radiation, Neutron	
	M33.2.7.4 Equivalent dose (Female abdomen)	Photon radiation, Neutron	
M33.2.8 Non-uniform exposure to the body trunk and extremity exposure and eye lens exposure	M33.2.8.1 Effective dose	Photon radiation, Neutron	
	M33.2.8.2 Equivalent dose (Skin)	Photon radiation, Beta radiation, Neutron	
	M33.2.8.3 Equivalent dose (Lens of the eye)	Photon radiation, Beta radiation, Neutron	
	M33.2.8.4 Equivalent dose (Female abdomen)	Photon radiation, Neutron	



# Accreditation Certificate

## Appendix

Type of Laboratory	Testing
Name of Laboratory	Chiyoda Technol Corporation, Radiation Monitoring Center
Address	3522, Onuki-cho, Oarai, Higashi-Ibaraki, Ibaraki, 311-1311 Japan

1) Premises on which testing activities are performed

Name of Premises	Radiation Monitoring Center Aomori		
Address of Premises	Postal code	039-3212	
	Address	1-86, Iyasakadaira, Obuchi, Rokkasho, Aomori Japan	
Testing service at permanent facilities or on site testing service	<input checked="" type="checkbox"/> Testing service at permanent facilities <input type="checkbox"/> On site testing service		

Scope of Accreditation

FIELD	M33 Ionizing Radiation Monitoring
CODE AND NAME OF CLASSIFICATION (1)	M33.1 Personal dose measurement
CODE AND NAME OF CLASSIFICATION (2)	M33.1.1 Whole body dosimeter

TYPE OF DOSEMETER	CODE AND NAME OF CLASSIFICATION (3)	CODE AND NAME OF CLASSIFICATION (4)	ENERGY RANGE OF IONIZED RADIATION	RANGE OF DOSE
FJ	M33.1.1.1 Photon radiation	M33.1.1.1.1 $H_p(10)$	16 keV to 6.4 MeV	0.1 mSv to 10 Sv
		M33.1.1.1.2 $H_p(0.07)$	12 keV to 6.4 MeV	0.1 mSv to 10 Sv
	M33.1.1.2 Beta radiation	M33.1.1.2.1 $H_p(0.07)$	0.2 MeV to 0.8 MeV	0.1 mSv to 10 Sv
FR	M33.1.1.1 Photon radiation	M33.1.1.1.1 $H_p(10)$	16 keV to 6.4 MeV	0.1 mSv to 10 Sv
		M33.1.1.1.2 $H_p(0.07)$	12 keV to 6.4 MeV	0.1 mSv to 10 Sv
	M33.1.1.2 Beta radiation	M33.1.1.2.1 $H_p(0.07)$	0.2 MeV to 0.8 MeV	0.1 mSv to 10 Sv
FN	M33.1.1.1 Photon radiation	M33.1.1.1.1 $H_p(10)$	16 keV to 6.4 MeV	0.1 mSv to 10 Sv
		M33.1.1.1.2 $H_p(0.07)$	12 keV to 6.4 MeV	0.1 mSv to 10 Sv
	M33.1.1.2 Beta radiation	M33.1.1.2.1 $H_p(0.07)$	0.2 MeV to 0.8 MeV	0.1 mSv to 10 Sv




# Accreditation Certificate

## Appendix

Type of Laboratory	Testing
Name of Laboratory	Chiyoda Technol Corporation, Radiation Monitoring Center
Address	3522, Onuki-cho, Oarai, Higashi-Ibaraki, Ibaraki, 311-1311 Japan

TYPE OF DOSEMETER	CODE AND NAME OF CLASSIFICATION (3)	CODE AND NAME OF CLASSIFICATION (4)	ENERGY RANGE OF IONIZED RADIATION	RANGE OF DOSE
FL	M33.1.1.1 Photon radiation	M33.1.1.1.1 $H_p(10)$	16 keV to 6.4 MeV	0.1 mSv to 10 Sv
		M33.1.1.1.2 $H_p(0.07)$	12 keV to 6.4 MeV	0.1 mSv to 10 Sv
	M33.1.1.2 Beta radiation	M33.1.1.2.1 $H_p(0.07)$	0.2 MeV to 0.8 MeV	0.1 mSv to 10 Sv
NS	M33.1.1.1 Photon radiation	M33.1.1.1.1 $H_p(10)$	16 keV to 6.4 MeV	0.1 mSv to 10 Sv
		M33.1.1.1.2 $H_p(0.07)$	12 keV to 6.4 MeV	0.1 mSv to 10 Sv
	M33.1.1.2 Beta radiation	M33.1.1.2.1 $H_p(0.07)$	0.2 MeV to 0.8 MeV	0.1 mSv to 10 Sv
	M33.1.1.3 Neutron	M33.1.1.3.1 $H_p(10)$	0.025 eV to 15 MeV	0.1 mSv to 60 mSv
NR	M33.1.1.1 Photon radiation	M33.1.1.1.1 $H_p(10)$	16 keV to 6.4 MeV	0.1 mSv to 10 Sv
		M33.1.1.1.2 $H_p(0.07)$	12 keV to 6.4 MeV	0.1 mSv to 10 Sv
	M33.1.1.2 Beta radiation	M33.1.1.2.1 $H_p(0.07)$	0.2 MeV to 0.8 MeV	0.1 mSv to 10 Sv
	M33.1.1.3 Neutron	M33.1.1.3.1 $H_p(10)$	0.025 eV to 15 MeV	0.1 mSv to 60 mSv



# Accreditation Certificate

## Appendix

Type of Laboratory	Testing
Name of Laboratory	Chiyoda Technol Corporation, Radiation Monitoring Center
Address	3522, Onuki-cho, Oarai, Higashi-Ibaraki, Ibaraki, 311-1311 Japan

### Scope of Accreditation


FIELD	M33 Ionizing Radiation Monitoring
CODE AND NAME OF CLASSIFICATION (1)	M33.1 Personal dose measurement
CODE AND NAME OF CLASSIFICATION (2)	M33.1.2 Extremity dosimeter

TYPE OF DOSEMETER	CODE AND NAME OF CLASSIFICATION (3)	CODE AND NAME OF CLASSIFICATION (4)	ENERGY RANGE OF IONIZED RADIATION	RANGE OF DOSE
FW	M33.1.2.1 Photon radiation	M33.1.2.1.1 $H_p(0.07)$	24 keV to 1.25 MeV	0.1 mSv to 10 Sv
	M33.1.2.2 Beta radiation	M33.1.2.2.1 $H_p(0.07)$	0.2 MeV to 0.8 MeV	0.1 mSv to 10 Sv
FU	M33.1.2.1 Photon radiation	M33.1.2.1.1 $H_p(0.07)$	24 keV to 1.25 MeV	0.1 mSv to 10 Sv
	M33.1.2.2 Beta radiation	M33.1.2.2.1 $H_p(0.07)$	0.2 MeV to 0.8 MeV	0.1 mSv to 10 Sv

### Scope of Accreditation

FIELD	M33 Ionizing Radiation Monitoring
CODE AND NAME OF CLASSIFICATION (1)	M33.1 Personal dose measurement
CODE AND NAME OF CLASSIFICATION (2)	M33.1.3 Eye lens dosimeter

TYPE OF DOSEMETER	CODE AND NAME OF CLASSIFICATION (3)	CODE AND NAME OF CLASSIFICATION (4)	ENERGY RANGE OF IONIZED RADIATION	RANGE OF DOSE
SS	M33.1.3.1 Photon radiation	M33.1.3.1.1 $H_p(3)$	24 keV to 1.25 MeV	0.1 mSv to 10 Sv
	M33.1.3.2 Beta radiation	M33.1.3.2.1 $H_p(3)$	0.8 MeV	0.1 mSv to 10 Sv



# Accreditation Certificate

## Appendix

Type of Laboratory	Testing
Name of Laboratory	Chiyoda Technol Corporation, Radiation Monitoring Center
Address	3522, Onuki-cho, Oarai, Higashi-Ibaraki, Ibaraki, 311-1311 Japan

Scope of Accreditation

FIELD	M33 Ionizing Radiation Monitoring
CODE AND NAME OF CLASSIFICATION (1)	M33.2 Personal dose assessment

CODE AND NAME OF CLASSIFICATION (2)	CODE AND NAME OF CLASSIFICATION (3)	TYPE OF IONIZED RADIATION	REMARKS
M33.2.1 Uniform exposure to the body trunk	M33.2.1.1 Effective dose	Photon radiation, Neutron	
	M33.2.1.2 Equivalent dose (Skin)	Photon radiation, Beta radiation, Neutron	
	M33.2.1.3 Equivalent dose (Lens of the eye)	Photon radiation, Beta radiation, Neutron	
	M33.2.1.4 Equivalent dose (Female abdomen)	Photon radiation, Neutron	
M33.2.2 Non-uniform exposure to the body trunk	M33.2.2.1 Effective dose	Photon radiation, Neutron	
	M33.2.2.2 Equivalent dose (Skin)	Photon radiation, Beta radiation, Neutron	
	M33.2.2.3 Equivalent dose (Lens of the eye)	Photon radiation, Beta radiation, Neutron	
	M33.2.2.4 Equivalent dose (Female abdomen)	Photon radiation, Neutron	
M33.2.3 Uniform exposure to the body trunk and extremity exposure	M33.2.3.1 Effective dose	Photon radiation, Neutron	
	M33.2.3.2 Equivalent dose (Skin)	Photon radiation, Beta radiation, Neutron	
	M33.2.3.3 Equivalent dose (Lens of the eye)	Photon radiation, Beta radiation, Neutron	
	M33.2.3.4 Equivalent dose (Female abdomen)	Photon radiation, Neutron	


# Accreditation Certificate

## Appendix

(Page 13/14)

Type of Laboratory	Testing
Name of Laboratory	Chiyoda Technol Corporation, Radiation Monitoring Center
Address	3522, Onuki-cho, Oarai, Higashi-Ibaraki, Ibaraki, 311-1311 Japan

CODE AND NAME OF CLASSIFICATION (2)	CODE AND NAME OF CLASSIFICATION (3)	TYPE OF IONIZED RADIATION	REMARKS
M33.2.4 Non-uniform exposure to the body trunk and extremity exposure	M33.2.4.1 Effective dose	Photon radiation, Neutron	
	M33.2.4.2 Equivalent dose (Skin)	Photon radiation, Beta radiation, Neutron	
	M33.2.4.3 Equivalent dose (Lens of the eye)	Photon radiation, Beta radiation, Neutron	
	M33.2.4.4 Equivalent dose (Female abdomen)	Photon radiation, Neutron	
M33.2.5 Uniform exposure to the body trunk and eye lens exposure	M33.2.5.1 Effective dose	Photon radiation, Neutron	
	M33.2.5.2 Equivalent dose (Skin)	Photon radiation, Beta radiation, Neutron	
	M33.2.5.3 Equivalent dose (Lens of the eye)	Photon radiation, Beta radiation, Neutron	
	M33.2.5.4 Equivalent dose (Female abdomen)	Photon radiation, Neutron	
M33.2.6 Non-uniform exposure to the body trunk and eye lens exposure	M33.2.6.1 Effective dose	Photon radiation, Neutron	
	M33.2.6.2 Equivalent dose (Skin)	Photon radiation, Beta radiation, Neutron	
	M33.2.6.3 Equivalent dose (Lens of the eye)	Photon radiation, Beta radiation, Neutron	
	M33.2.6.4 Equivalent dose (Female abdomen)	Photon radiation, Neutron	



Accreditation No.	RTL04590
-------------------	----------

# Accreditation Certificate

## Appendix

Type of Laboratory	Testing
Name of Laboratory	Chiyoda Technol Corporation, Radiation Monitoring Center
Address	3522, Onuki-cho, Oarai, Higashi-Ibaraki, Ibaraki, 311-1311 Japan

CODE AND NAME OF CLASSIFICATION (2)	CODE AND NAME OF CLASSIFICATION (3)	TYPE OF IONIZED RADIATION	REMARKS
M33.2.7 Uniform exposure to the body trunk and extremity exposure and eye lens exposure	M33.2.7.1 Effective dose	Photon radiation, Neutron	
	M33.2.7.2 Equivalent dose (Skin)	Photon radiation, Beta radiation, Neutron	
	M33.2.7.3 Equivalent dose (Lens of the eye)	Photon radiation, Beta radiation, Neutron	
	M33.2.7.4 Equivalent dose (Female abdomen)	Photon radiation, Neutron	
M33.2.8 Non-uniform exposure to the body trunk and extremity exposure and eye lens exposure	M33.2.8.1 Effective dose	Photon radiation, Neutron	
	M33.2.8.2 Equivalent dose (Skin)	Photon radiation, Beta radiation, Neutron	
	M33.2.8.3 Equivalent dose (Lens of the eye)	Photon radiation, Beta radiation, Neutron	
	M33.2.8.4 Equivalent dose (Female abdomen)	Photon radiation, Neutron	

(Notes on Accreditation Certificate)
The laboratory is only accredited for laboratory activities outlined within the methods listed above. Reference to any other activity within these standards, such as risk management or risk assessment, does not fall within the laboratory's accredited capabilities.
When version information of standards or methods are not identified in the scope, laboratories shall adapt to use the current version of such standards within six months at latest from the issued date of current version.
Notes for EMC test laboratory for FCC Accreditation does not imply acceptance to the FCC equipment authorization program. Please see the FCC website ( <a href="https://apps.fcc.gov/oetcf/eas/">https://apps.fcc.gov/oetcf/eas/</a> ) for a listing of FCC approved laboratories.

# Japan Accreditation Board