



Medical Laboratory
Accreditation
Certificate

Accreditation No. RML01950

***Shinshu University
Department of Laboratory Medicine,
Division of Blood Transfusion, Shinshu University Hospital***

3-1-1, Asahi, Matsumoto-shi, Nagano, 390-8621 Japan


meets the following criteria. On the basis of this, Japan Accreditation Board (JAB) grants accreditation to the said medical laboratory.

Applicable accreditation criteria	: ISO 15189 : 2012
Scope of accreditation	: As described in the appendix.
Premises covered by accreditation	: As described in the appendix.
Expiry date of accreditation	: March 31, 2023

Revised	January 30, 2022
Initial accreditation	March 15, 2019

Y. Iizuka, President

Japan Accreditation Board



Accreditation Certificate Appendix

(Page 1/9)

Accreditation No. RML01950




Shinshu University Department of Laboratory Medicine, Division of Blood Transfusion, Shinshu University Hospital

Shinshu University
Department of Laboratory Medicine, Division of Blood Transfusion,
Shinshu University Hospital
3-1-1, Asahi, Matsumoto-shi, Nagano, 390-8621 Japan
Including primary sample collection in the scope of accreditation

Scope of accreditation :

Item	Type of Samples	Test Method
Basic Series		
1 General (urine, feces, etc.)		
a Qualitative (urine / feces)		
Urinary Qualitative / semi-Quantitative Examination (general substances) (Gravity, pH, Protein, Glucose, Urobilinogen, Urobilin, Bilirubin, Ketones, Occult blood reaction (Urinary), Bacteria (Test paper), Sodium chloride, Leukocyte (Test paper), Albumin)	Urine	UROPAPER α III 'EIKEN' UROPAPER III 'EIKEN'
Protein quantitation	Urine	micro TP test wako
Glucose quantitation	Urine	Liquid glucose II
Sedimentary test, urine	Urine	NEW-URISTAIN USCANNER stain
2 Hematology		
a Blood count / blood cell morphology test		
Peripheral blood general test*(complete blood counts)* : RBC, WBC, Hgb, PLT, Hct	Blood	Punctured fluid CELLPACK DST Lysercell WNR Fluorocell WNR Sulfolyser CELLPACK DFL Fluorocell PLT
Reticulocytes	Blood	CELLPACK DFL Fluorocell RET CELLPACK DST
Hemogram (The microscope method)	Blood	May-Grunwald Stain Solution Giemsa Stain Solution Phosphate Buffer Solution(pH6.6) Methanol
Hemogram (The automatic analyser method)	Blood	Lysercell WNR Lysercell WDF Lysercell WPC Fluorocell WNR Fluorocell WDF Fluorocell WPC CELLPACK DST
b Thrombus / hemostasis related test		
Prothrombin time(PT)	Plasma	Thromborel S
Activated partial thromboplastin time(APTT)	Plasma	Thrombocheck APTT-SLA
Fibrinogen (Quantitative)	Plasma	Thrombocheck Fib (L)



Accreditation Certificate Appendix

(Page 2/9)

Accreditation No. RML01950



Shinshu University
Department of Laboratory Medicine,
Division of Blood Transfusion, Shinshu University Hospital

Scope of accreditation :

Item	Type of Samples	Test Method
3 Biochemistry I		
a Biochemistry		
Total bilirubin	Serum	Punctured fluid Neskoto VL T-BIL
Bilirubin, indirect and direct	Serum	Punctured fluid Neskoto VL D-BIL
Total protein	Serum	Punctured fluid Aqua-auto KINOS TP-II
Albumin	Serum	Punctured fluid Sika-liquid ALB-P
Proteins fractionation	Serum	Urine Quick gel SP
Urea nitrogen(BUN)	Serum	Punctured fluid Quick-Auto Neo UN
Creatinine	Serum	Punctured fluid Signas-Auto Cre
Uric acid	Serum	Punctured fluid Quick-Auto Neo UA II
Na and Cl	Serum	Punctured fluid Ion Selective Electrode
K	Serum	Punctured fluid Ion Selective Electrode
Ca	Serum	Punctured fluid "Serotec" Ca-AL
Inorganic phosphate and phosphoric acid	Serum	Punctured fluid Accurus-Auto IP
Mg	Serum	Punctured fluid Iatro LQ Mg rate II
Total cholesterol	Serum	Punctured fluid Determinar L TC II
Triglyceride	Serum	Punctured fluid Quick-Auto Neo TG II
HDL-cholesterol	Serum	Punctured fluid Cholestest N HDL
LDL-cholesterol	Serum	Punctured fluid Cholestest LDL
Glycated albumin	Serum	Punctured fluid RUSIKA GA-L
Glucose	Serum	Punctured fluid Liquid Glucose II
Hemoglobin A1c (HbA1c)	Blood	Punctured fluid TOSOH Automated glycohemoglobin analyzer HLC®-723G9
Fe	Serum	Punctured fluid Quick-Auto Neo Fe
Total iron binding capacity (TIBC)	Serum	Punctured fluid Quick-Auto Neo Fe, Quick-Auto Neo UIBC
Unsaturated iron binding capacity (UIBC)	Serum	Punctured fluid Quick-Auto Neo UIBC
Ammonia	Plasma	Punctured fluid Sika-liquid NH3
Alkaline phosphatase	Serum	Punctured fluid Sika-liquid ALP-IFCC
Cholinesterase	Serum	Punctured fluid Quick-Auto Neo Ch-E
γ-glutamyltranspeptidase (γ-GT)	Serum	Punctured fluid Sika-liquid γ-GT J
Lactate dehydrogenase (LD)	Serum	Punctured fluid Signas-Auto LD IF
Amylase	Serum	Punctured fluid L-Type Amylase
Creatine kinase (CK)	Serum	Punctured fluid Signas-AutoCK
Aspartate aminotransferase (AST)	Serum	Punctured fluid Quick-Auto Neo AST JS
Alanine aminotransferase (ALT)	Serum	Punctured fluid Quick-Auto Neo ALT JS
5 Immunology		
a Immunochemistry I		
C-reactive protein (CRP)	Serum	Punctured fluid T Auto Wako CRP-HS II
Immunoglobulin (IgG, IgA, IgM, IgD)	Serum	Punctured fluid N-Assay TIA IgG-SH NITTOBO, N-Assay TIA IgA-SH NITTOBO, N-Assay TIA IgM-SH NITTOBO



Accreditation Certificate Appendix

(Page 3/9)

Accreditation No. RML01950



Shinshu University **Department of Laboratory Medicine,** **Division of Blood Transfusion, Shinshu University Hospital**

Scope of accreditation :

Item	Type of Samples		Test Method
C3	Serum		N-Assay TIA C3-SH NITTOBO
C4	Serum		N-Assay TIA C4-SH NITTOBO
Immunoglobulin (RF)	Serum		N-Assay LA RF-K NITTOBO
b Immunohematology			
Blood group (ABO type)	Blood	Plasma	CAT
Blood group (Rho (D) factor)	Blood		CAT
Indirect Coombs, direct Coombs	Blood	Plasma	CAT or Tube test
c Infectious disease I			
HBs antigen	Serum		Lumipulse HBsAg-HQ
HBs antibody	Serum		Lumipulse HBsAb-N
HCV antibody (Quantitative, Qualitative)	Serum		HCV Abbott
HIV-1,2 antigen and antibody simultaneous measurement	Serum		HIV Ag/Ab combo assay abbott
HTLV-I antibody (Qualitative)	Serum		HTLV Abbott
Anti streptolysin O (ASO)	Serum		ASO LT
6 Microbiology			
a Microscopic examination for stained film (general bacteria)			
Other	Sputum	Others	neo B&M Wako
Use a fluorescent microscope	Sputum	Others	Acristain mA0,CS,WB
b Bacterial culture and identification / Antimicrobial sensitivity test (general bacteria)			
Bacterial culture and identification	Sputum	Others	MALDI Biotyer
Simple method culture	Others		CHROMagar MRSA screen agar, Pourmedia Vi-GBS agar
Anaerobic culture	Secretions	Others	Anaero Columbia RS agar
Antimicrobial sensitivity test (general bacteria)	Sputum	Others	MicroScan PMIJ, MicroScan NM2J
Mycobacterial culture and Isolation (liquid medium)	Sputum	Others	BACTEC MGIT
Non-Basic Series			
II General (urine, feces, etc.)			
a General urinalysis			
Albumin (Quantitative) (Urinary)	Urine	Punctured fluid	Auto wako micro albumin
Osmolarity	Urine		Osmostation OM-6060
N-acetyl glucosaminidase (NAG) (Urinary)	Urine		N-Assay L NAG NITTOBO
Microtransferrin (Urinary)	Urine		N-Assay LTIA TF-H NITTOBO
Latty acid binding protein, L-type (L-FABP) (Urinary)	Urine		Nordia L-FABP
b Scatolscopy			
Parasitic worm eggs (feces)	Feces		Formalin-ether method
Hemoglobin and transferrin (Quantitative, Qualitative) (feces)	Feces		Quick chaser fecal occult blood
c Basic analysis for punctatum, sperm, sputum and others			
Test of cerebrospinal fluid (protein quantification, glucose quantification, cell numbers, specific gravity, globulin reaction, cell classify)	Punctured fluid		micro TP test wako, Liquid glucose II, Samson solution, N-Assay TIA IgG-SH NITTOBO
IgG Index	Serum	Punctured fluid	Sikaliquid ALB-P, N-Assay IgG-SH NITTOBO, Auto wako micro albumin



Accreditation Certificate Appendix

(Page 4/9)

Accreditation No. RML01950



Shinshu University Department of Laboratory Medicine, Division of Blood Transfusion, Shinshu University Hospital

Scope of accreditation :

Item	Type of Samples	Test Method
12 Hematology		
a General hematology, hemogram		
Erythrocyte sedimentation rate	Blood	Smart Rate
Serum osmolality	Serum	Osmostation OM-6060
Hemogram (special stain)	Blood	DAB stain kit Esterase stain kit Esterase AS-D stain kit ALP stain kit
Myelogram	Punctured fluid	May-Grunwald Stain Solution Giemsa Stain Solution Phosphate Buffer Solution(pH6.6) Methanol
Myelogram (special stain)	Punctured fluid	DAB stain kit Esterase stain kit Esterase AS-D stain kit ALP stain kit
Malignant tumor cell	Blood Tissues	Monoclonal Antibody IntraStain Phosphate Buffer Solution(pH7.4) FACS Flow Buffered ammonium chloride solution
b Thrombus / hemostasis related test I		
Antithrombin (activity)	Plasma	Testzym S ATIII
Plasmin inhibitor/plasmin complex(PIC)	Plasma	LPIA ACE PPII
Fibrin monomer complex detection (Qualitative)	Plasma	Nanopia SF
D dimer	Plasma	Nanopia D-dimer
Thrombin anti-Thrombin complex (TAT)	Plasma	STACIA CLEIA TAT
13 Biochemistry I		
a Biochemistry I		
Zn	Serum	Acurrus Auto Zn
Bile acids	Serum	Aqua Auto KINOS TBA
Ketones, glucose, chloride (paper test/ampoule method/immobilized enzyme electrode)	Plasma	Automated Glucose Analyzer GA09
Cu	Serum	Quick Auto Neo Cu
Bicarbonate	Serum	DAIYA color CO2
Ferritin Quantitative	Serum	LZ test "EIKEN" FER
Cholesterol, fractionation	Serum	Quick gel LIPO
Procalcitonin (PCT) (Quantitative)	Serum	µTAS wako PCT
b Biochemistry II		
Lipase	Serum	Nescote VL II LIP
KL-6	Serum	Nanopia KL-6
Cystatine C	Serum	N Assay LA cystatin C NITTOBO
Apolipoprotein (AI, AII, B, CII, CIII, E)	Serum	apo AI Auto N"DAIICHI", apo AII Auto N"DAIICHI", apo B Auto N"DAIICHI", apo CII Auto N"DAIICHI", apo CIII Auto N"DAIICHI", apo E Auto N"DAIICHI"



Accreditation Certificate Appendix

(Page 5/9)


Accreditation No. RML01950



Shinshu University **Department of Laboratory Medicine,** **Division of Blood Transfusion, Shinshu University Hospital**

Scope of accreditation :

Item	Type of Samples		Test Method
Albumin unbinding bilirubin	Serum		UB Analyzer UA-2
c Isozyme			
Alkaline phosphatase Isozyme	Serum		Quick EP BAP-IF
Lactate dehydrogenase Isozyme	Serum		Quick gel LD
CK Isozyme	Serum		Quick gel CK
CK-MB	Serum		L type wako CK-MB mass
d Immunochemistry			
Cardiac troponin T (TnT) (Qualitative, Quantitative)	Serum		Elecsys Troponin T high sensitive
14 Biochemistry II			
a Endocrinology I			
Human chorionic gonadotropin (HCG) (Quantitative)	Serum	Urine	Elecsys HCG II STAT
Thyroid-stimulating hormone (TSH)	Serum		Elecsys TSH
Free triiodothyronine (FT3)	Serum		Elecsys FT3 III
Free thyroxine (FT4)	Serum		Elecsys FT4 III
C-peptide (CPR)	Serum	Urine	ST AIA PACK C-Peptide II
Insulin (IRI)	Serum		ST AIA PACK IRI
Growth hormone (GH)	Serum		ST AIA PACK GHG
Follicle-stimulating hormone (FSH)	Serum		ELECSYS FSH
Luteinizing hormone (LH)	Serum		ELECSYS LH
Prolactin (PRL)	Serum		ST AIA PACK PRL
Progesterone	Serum		ST AIA PACK PROG II
Parathyroid hormones (PTH)	Plasma		ELECSYS PTH
Brain natriuretic peptide (BNP)	Plasma		ST AIA PACK BNP
Estradiol (E2)	Serum		ELECSYS ESTRADIOL III
Cortisol	Serum	Urine	ST AIA PACK CORT
N-terminal pro brain natriuretic peptide (NT-proBNP)	Serum		Elecsys NT-proBNP
Renin (Quantitative)	Plasma		Accuraseed renin (ARC)
Thyroglobulin	Serum		Elecsys TgII
Adrenocorticotrophic hormone (ACTH)	Plasma		ELECSYS ACTH
b Tumor marker			
α-fetoprotein (AFP)	Serum		Architect AFP
Carcinoembryonic antigen (CEA)	Serum		ELECSYS CEA
CA19-9	Serum		ELECSYS CA19-9
CA125	Serum		Architect CA125
Prostate-specific antigen (PSA)	Serum		ELECSYS PSA
Squamous cell cancer related antigen (SCC)	Serum		Architect SCC
NCC-ST-439	Serum		Lumipulse ST-439 "NK"
CA15-3	Serum		Architect CA15-3
Progastorin releasing peptide(ProGRP)	Serum		ELECSYS proGRP
PIVKA-II (Quantitative)	Serum		Lumipulse PIVKA II-N
α-fetoprotein lectin-affinity fraction (AFPL3%)	Serum		μTAS wako AFP-L3
Inteleukin 2 receptor, soluble (sIL-2R)	Serum		STACIA CLEIA IL-2R
c Special analysis			
Amino acid	Plasma	Urine	JLC-500/V Ninhydrin reagent wako
Branched-chain amino acids and tyrosine molar ratio (BTR)	Serum		DAIYA color liquid BTR



Accreditation Certificate Appendix

(Page 6/9)

Accreditation No. RML01950

Shinshu University
Department of Laboratory Medicine,
Division of Blood Transfusion, Shinshu University Hospital

Scope of accreditation :

Item	Type of Samples		Test Method
Urea breath test (UBT)	Others		POCone
15 Immunology			
a Immunohematology			
Irregular antibody	Plasma		CAT
b Immunology for infectious disease II			
Mycoplasma antigen (Qualitative) (Immunochromatography method)	Others		Ribotest Mycoplasma
c Immunology for infectious disease III			
Escherichia coli serotyping	Feces		Pathogenic E.coli immuno serum seiken
RS virus antigen (Qualitative)	Others		ALSONIC RSV
Clostridium difficile toxin A (Qualitative)	Feces		C.DIFF QUIK CHEK COMPLETE
Adenovirus antigen (Qualitative) (Feces)	Feces		Papitesta Rota • Adeno II
Rotavirus antigen (Qualitative) (Feces)	Feces		Papitesta Rota • Adeno II
(1→3)-β-D-Glucan	Plasma		β-glucan test Wako
Serologic test for syphilis (STS) (Quantitative)	Serum		Medi Ace RPR
Group A-β Streptococcal-rapid Detection (Qualitative)	Others		BinaxNOW StrepA
Influenza virus antigen (Qualitative)	Others		Immunoace Flu
Streptococcus pneumoniae capsular antigen (fluid, urinary)	Urine	Punctured fluid	Binax NOW Streptococcus pneumoniae
Treponema pallidum antibody (Quantitative)	Serum		Immunoicles Auto3 TP
Treponema pallidum antibody (FTA-ABS Test) (Semi-quantitative)	Serum		FTA-ABS test -SG-KIT (KW)
Norovirus antigen (Qualitative)	Feces		Quicknavi Noro2
adenovirus antibody (Qualitative) (remove feces)	Others		ALSONIC Adeno
Endotoxin	Plasma		Endotoxin-single test Wako
Legionella pneumophila antigen (Urinary)	Urine		BinaxNOW Legionella
d Hepatitis and relates			
HBe antigen	Serum		Lumipulse I HBeAg
HBe antibody	Serum		Lumipulse HBeAb-N
HBs antibody (Quantitative)	Serum		Lumipulse HBsAb-N
HbC antibody (Semi-quantitative, Quantitative)	Serum		Lumipulse HbCAb-N
e Autoantibody			
Anti RNP antibody (Qualitative)	Serum		ENA-1test
Anti RNP antibody (Quantitative)	Serum		STACIA MEBLuxTEST RNP
Anti Sm antibody (Qualitative)	Serum		ENA-1test
Anti Sm antibody (Quantitative)	Serum		STACIA MEBLuxTEST Sm
Anti Jo-1 antibody (Quantitative)	Serum		STACIA MEBLuxTEST jo-1
Anti centromere antibody (Quantitative)	Serum		STACIA MEBLuxTEST CENP-B
Anti mitochondrial antibody (Quantitative)	Serum		STACIA MEBLuxTEST M2
Matrix metalloproteinase-3 (MMP-3)	Serum		PANAKURIA MMP-3" LATEX"
Serine proteinase 3-anti-neutrophil cytoplasmic antibody (PR3-ANCA)	Serum		STACIA MEBLuxTEST PR3-ANCA
Anti neutrophil cytoplasmic myeloperoxidase antibody (MPO-ANCA)	Serum		STACIA MEBLuxTEST MPO-ANCA
Anti Thyroglobulin antibody	Serum		Lumipulse I TgAb
Anti Thyroid peroxidase antibody	Serum		Lumipulse TPOAb
Anti TSH receptor antibody (TRAb)	Serum		Elecsys Anti-TSH
Anti-nuclear antibody (immunofluorescence) (Semi-Quantitative)	Serum		Fluoro HEPANA-2 test
Anti SS-A/Ro antibody (Qualitative)	Serum		ENA-2 test



Accreditation Certificate Appendix


(Page 7/9)

Accreditation No. RML01950

Shinshu University
Department of Laboratory Medicine,
Division of Blood Transfusion, Shinshu University Hospital

Scope of accreditation :

Item	Type of Samples		Test Method
Anti SS-A/Ro antibody (Quantitative)	Serum		STACIA MEBLUXTEST SS-A
Anti SS-B/La antibody (Qualitative)	Serum		ENA-3 test
Anti SS-B/La antibody (Quantitative)	Serum		STACIA MEBLUXTEST SS-B
Anti Scl-70 antibody (Qualitative)	Serum		ENA-4 test
Anti Scl-70 antibody (Quantitative)	Serum		STACIA MEBLUXTEST Scl-70
Anti DNA antibody (Qualitative)	Serum		STACIA MEBLUXTEST dsDNA
Anti IgG4	Serum		N-Assay LA IgG4 NITTOBO
f Immunology for plasma protein			
CH50	Serum		HOTAIKA HA test wako
Cryoglobulin (Qualitative)	Serum		cryo-sedimentation
Cryoglobulin (Quantitative)	Serum		cryo-sedimentation
β2-microglobulin	Serum	Urine	BMG Latex II "SEIKEN"
Immunoelectrophoresis (Singular antiserum)	Serum	Urine	Titangel IFE plate, Quickgel IFE kit anti-sera
Interferon-gamma release assay specifically stimulated by latent tuberculosis infection	Plasma		QuantIFERON-TB Gold Plus
Non-specific immunoglobulin IgE (Quantitative)	Serum		Iatro Ace IgE II
Transferrin (Tf)	Serum		N Assay TIA Tf-H NITTOBO
Haptoglobin (Typing)	Serum		N Assay TIA Hp NITTOBO
Transthyretin(Prealbumin)	Serum		N-Assay TIA PreAlbumin
g Cellular functional test (cellular immunity related test)			
B-Cell Surface immunoglobulin	Blood		Monoclonal Antibody Phosphate Buffer Solution(pH7.4) FACS Flow Buffered ammonium chloride solution
T and B lymphocyte subpopulation	Blood		Monoclonal Antibody Phosphate Buffer Solution(pH7.4) FACS Flow. Lysing Solution
T lymphocyte subpopulation	Blood		Monoclonal Antibody Phosphate Buffer Solution(pH7.4) FACS Flow Buffered ammonium chloride solution
Red blood cell surface antigen	Blood		Monoclonal Antibody Phosphate Buffer Solution(pH7.4) FACS Flow
16 Microbiology			
b Bacterial culture and identification / Antimicrobial sensitivity test(general bacteria)			
Examination for drug sensitivity test, yeastlike fungi	Others		Yeast-like fungus drug sensitivity kit ASTY
17 Gene-related / Chromosome test			
a Somatic gene test			
Preparation for HER2 gene specimen	Tissues	Others	ultraView SISH DNP, ultraView Red ISH DIG
Gene diagnosis of hematopoietic organ tumor	Blood	Others	PCR PCR capillary electrophoresis
Immuno-related gene rearrangement	Blood	Others	PCR capillary electrophoresis
b Identification of pathogen nucleic acid			
DNA amplification assay for Mycobacteria tuberculosis complex	Sputum	Others	Loopamp tuberculosis Detection Kit
EB virus DNA (Quantitative)	Blood	Others	real-time PCR



Accreditation Certificate Appendix

(Page 8/9)

Accreditation No. RML01950

Shinshu University
Department of Laboratory Medicine,
Division of Blood Transfusion, Shinshu University Hospital

Scope of accreditation :

Item	Type of Samples		Test Method
	Blood	Others	
c Chromosome			
Chromosome test	Blood	Others	G banding
18 Others excluding 11 to 16 class			
a Therapeutic drug monitoring			
Valproic acid, Carbamazepine	Serum		ARCHITECT Valproic Acid ARCHITECT Carbamazepine
Phenytoin, Primidone, Ethosuximide, Phenobarbital, Zonisamide, Nitrazepam, Clonazepam, Others	Serum		ARCHITECT Phenytoin ARCHITECT Phenobarbital
Lithium	Serum		ESPA·Li II
Vancomycin, Teicoplanin, Gentamicin, Tobramycin, Amikacin, Arbekacin, Voriconazole	Serum		ARCHITECT Vancomycin Nanopia TDM Teicoplanin ARCHITECT Gentamicin
Cyclosporin, Tacrolimus hydrate, Everolimus, Mycophenolate mofetil	Serum		Elecsys cyclosporine Elecsys tacrolimus
Methotrexate	Serum		ARCHITECT Methotrexate
Pathology			
31 Preparation			
a Preparation for histodiagnosis			
Organize slices	Tissues	Others	Hematoxylin eosin stain
CELL BLOCK	Punctured fluid	Others	Hematoxylin- Eosin stain
c Preparation for immunological stain (histodiagnosis)			
Estrogen receptor	Tissues	Others	Ventana I-VIEW CONFIRM anti- ER(SP1) Ventana ultraViewDAB Universal Kit
Progesterone receptor	Tissues	Others	Ventana I-VIEW CONFIRM anti- Pgr(1E2) Ventana ultraViewDAB Universal Kit
Human epidermal growth factor receptor-2	Tissues	Others	Ventana I-VIEW PATHWAY HER2(4B5) Ventana ultraViewDAB Universal Kit
Anaplastic lymphoid kinase fusion protein	Tissues	Others	Ventana ALK(D5F3)RxDx Ventana OptiViewDAB Universal Kit
Others	Tissues	Others	manual method Ventana ultraViewDAB Universal Kit Ventana OptiViewDAB Universal Kit
d Preparation for rapid pathologic diagnosis			
Preparation for operative rapid pathologic diagnosis	Tissues	Tissues	Hematoxylin- Eosin stain
Preparation for operative rapid cytodiagnosis	Others	Others	Papanicolaou stain, Giemsa stain, Periodic acid Schiff reaction
e Cytodiagnosis			
Gynecology	Others	Others	Papanicolaou stain
Fine needle aspiration cytology, Body cavity washing	Punctured fluid	Others	Papanicolaou stain



Accreditation Certificate
Appendix

(Page 9/9)

Accreditation No. RML01950



Shinshu University
Department of Laboratory Medicine,
Division of Blood Transfusion, Shinshu University Hospital

Scope of accreditation :

Item	Type of Samples		Test Method
32 Pathological diagnosis			
a Pathological diagnosis			
Histology	Tissues	Others	Hematoxylin- Eosin stain
Cytology	Others	Others	Papanicolaou stain
Physiology			
101 Physiology			
a Respiratory function test (Spirography)			
Slow vital capacity			DISCOM-21 FXIII CHESTAC-8900 DN CESTAC-8900 BDN
Forced vital capacity			DISCOM-21 FXIII CHESTAC-8900 DN CESTAC-8900 BDN
Functional Residual Capacity			CHESTAC-8900DN CESTAC-8900BDN
Closing volume			CHESTAC-8900DN CESTAC-8900BDN
DLCO (diffusing capacity of CO)			CHESTAC-8900DN CESTAC-8900BDN
b Electrocardiogram			
At least 12 leads including limb monopole lead and the chest leads			ECG-2550 ECG-1450
Stress Electrocardiogram			ECG-2550 ECG-1450
Holter Electrocardiogram			DSC-5500 RAC-5103
c Ultrasonography			
Cardiac ultrasonography			EPIQ VividE95 Artida iU22
Body surface ultrasonography			
Vascular ultrasonography			iU22 aplio500
d Electroencephalography			
Electroencephalography (PS, HV)			EEG-1224 EEG-1214
Electromyography (SEP, VEP, ERA, ABR audiometry, others)			MEB-2321 EEG-9404

Japan Accreditation Board